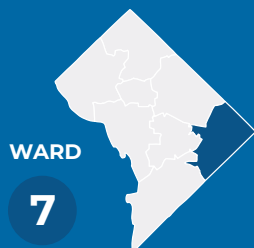


# 2019

School Quality Report



WARD

7

725 19th Street NE  
(202) 572-1070

[www.friendshipschools.org](http://www.friendshipschools.org)

## Note from the School

Blow Pierce Elementary implements a rigorous standards-based English, math, social studies, and science curriculum in addition to foreign language, health and physical education, art, and music to prepare students for success in high school and college. Students take part in a range of college and career exposure activities.

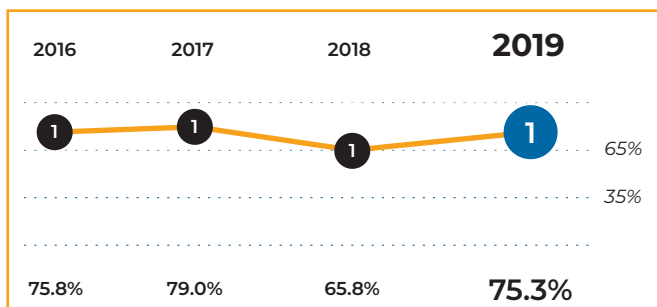
# Friendship PCS - Blow Pierce Elementary



## Tier Explanations

- 1 High Performing**  
(65.0% - 100%)
- 2 Mid Performing**  
(35.0% - 64.9%)
- 3 Low Performing**  
(0.0% - 34.9%)

## Tiers and Scores



## School Profile (2019–20)

### Board Chair

Donald L. Hense

### Chief Executive Officer

Patricia Brantley

### Principal

Gregory Spears

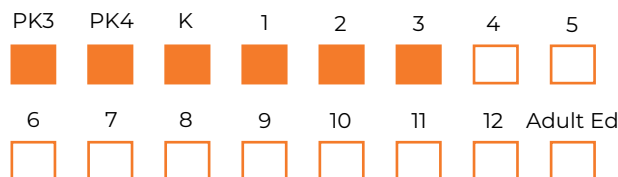
### First School Year

2013-2014

### Grades Served

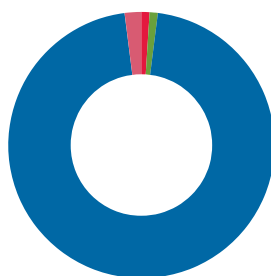


Part of a PK-12 network.



## Student Demographics (2018–19)

**Total Enrollment**  
395



American Indian/Alaskan	0.3%
Asian	0.5%
Black/African American	97.0%
Hawaiian/Pacific Islander	0.0%
Hispanic/Latino, any race	2.3%
Two or More Races	0.0%
White	0.0%

**English Learner**  
4.8%

**Special Education**  
11.9%

**At-Risk**  
77.2%

# Friendship PCS - Blow Pierce Elementary

## 2019 School Quality Report

2018–19 Grades Measured: PK3 - 3



Points  
Earned

Points  
Possible

### Student Progress (45 points): Academic Improvement Over Time

Growth on the school's NWEA MAP assessment in reading



22.5

22.5

Growth on the school's NWEA MAP assessment in mathematics



22.5

22.5

### Student Achievement (20 points): Approaching, Meeting, or Exceeding College and Career Ready Standards

PARCC: English Language Arts

Approaching College and Career Ready and Above



1.6

6.0

College and Career Ready



1.2

4.0

PARCC: Mathematics

Approaching College and Career Ready and Above



2.4

6.0

College and Career Ready



0.4

4.0

### Gateway (5 points): Outcomes in Key Subjects that Predict Returning Students' Future Educational Success

3rd Grade English Language Arts

College and Career Ready



1.5

5.0

8th Grade Mathematics


College and Career Ready



### School Environment (30 points): Predictors of Future Student Progress and Achievement

Attendance

In-seat attendance



5.2

9.0

Re-enrollment

Percent of eligible students who re-enrolled



6.0

9.0

Teacher Interaction Observations:  
Classroom Assessment Scoring  
System (CLASS)

Emotional Support



4.0

4.0

Classroom Organization



4.0

4.0

Instructional Support



4.0

4.0

**TOTAL SCORE 75.3**

**TIER 1**

**75.3** out of **100**

# Friendship PCS - Blow Pierce Elementary

## 2019 School Quality Report

2018–19 Grades Measured: PK3 - 3

KEY



Points  
Earned

Points  
Possible

### Additional Measures: Early Childhood Student Outcomes on School-Selected Assessments

#### PK Pre-Literacy: Teaching Strategies GOLD

Percent of students who met or exceeded the publisher's expectations for growth by the end of the year



#### PK Math: Teaching Strategies GOLD

Percent of students who met or exceeded the publisher's expectations for growth by the end of the year

