



2315 18th Place NE
(202) 269-6623
www.aohdc.org

Note from the School

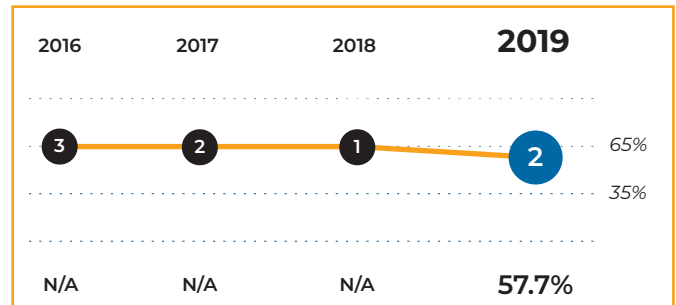
Academy of Hope Adult PCS provides education and services to adults through small, dynamic, and learner-centered classes. We offer high school completion programs, career counseling, and computer training. Academy of Hope provides bridge-to-college classes that allow adults to earn college credit while completing their high school credential. We also have a program for adults who have a diploma but need to improve their skills to qualify for college or training.

Academy of Hope Adult PCS

Tier Explanations

- 1 High Performing**
(65.0% - 100%)
- 2 Mid Performing**
(35.0% - 64.9%)
- 3 Low Performing**
(0.0% - 34.9%)

Tiers and Scores[^]



School Profile (2019–20)

Board Chair
Mark Kutner

Chief Executive Officer
Leicester Johnson

First School Year
2014-2015

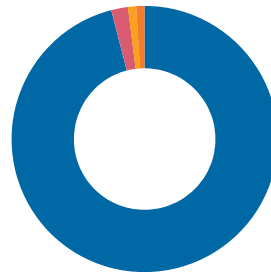
Ages Served
18 and older

Diploma(s) Offered
NEDP Diploma, English GED*

Programs Offered
Dual Enrollment, Computer Skills

Student Demographics (2018–19)

Total Enrollment
461



American Indian/Alaskan	0.0%
Asian	0.0%
Black/African American	96.7%
Hawaiian/Pacific Islander	0.0%
Hispanic/Latino, any race	2.4%
Two or More Races	0.2%
White	0.7%

Academy of Hope Adult PCS

2019 School Quality Report

2018-19 Grades Measured:
Adult Education



Points Earned Points Possible

Student Progress and Student Achievement (60 points):

Student Progress: Improvement of One or More National Reporting System (NRS) Levels

Educational Gains

Adult Basic Education (ABE)
468 students
77.4% of eligible ABE students were pre- and post-tested



22.1 43.5

English as a Second Language (ESL)



N/A N/A

Student Achievement: GED or NEDP Attainment *

Earned Secondary Credential

68 students attempted a secondary diploma




11.2 16.5

GED Subject Test Achievement

272 GED subject tests taken,
Participation Rate: 94.1%



Earned High-Level Certification**



N/A N/A

College and Career Readiness (20 points): Employment and Postsecondary Outcomes

Entered Employment or Entered Post secondary

68 students responded to the survey,
Response Rate: 52.3% †



8.6 20.0

Retained Employment or Entered Post secondary

55 students responded to the survey,
Response Rate: 55.0% †



Leading Indicators (20 points): Predictors of Future Student Progress and Achievement

Attendance

In-seat attendance



6.2 7.5

Persistence

Percent of students who stay at an adult education school long enough to complete at least one cycle of instruction



9.6 12.5

TOTAL SCORE 57.7

TIER 2

57.7 out of 100

^ From school year 2014-15 through school year 2017-18, adult education (AE) schools could only earn a Tier. In 2018, DC PCSB adopted a scoring model for AE schools. School year 2018-19 is the first year in which AE schools can earn both a Tier and a Score.

* General Educational Development (GED) or National External Diploma Program (NEDP).

** A high-level certification is an industry-recognized career and technical education (CTE) certification that includes rigorous assessments and requirements and leads to higher wages in a high-demand field. This measure is displayed only for 2018-19.

† Percent of students the school successfully contacted via College and Career Readiness Surveys.