

Appendix

Appendix A: Template for Amendments to Charter School Agreements

Appendix B: District of Columbia Public Charter School Board Application Guidelines

Appendix C: Sample District of Columbia Public Charter School Performance Reports

Appendix D: Sample Financial and Audit Review Report

Appendix E: Sample Equity Report

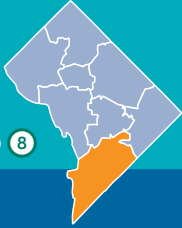
Appendix F: Qualitative Site Review Protocol for District of Columbia Charter Schools

Appendix G: District of Columbia Charter School Compliance Review Report

Appendix H: 2014 District of Columbia Public Charter School Board Organization Chart

Excel Academy PCS

WARD 8



2501 Martin Luther King Jr. Avenue, SE
Washington, DC 20020

202-373-0097
www.excelpcs.org

School Profile (2013–14)

Board Chair:

Vito Germinario

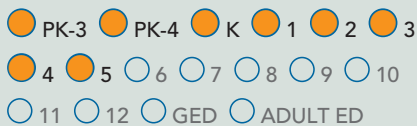
Executive Director:

Kaye Savage

Principal:

Lela Johnson

Grades Served:



Will grow to eighth grade

☒ Before Care ☒ After Care

Percentage of Highly Qualified Teachers: 100%

Student-to-Teacher Ratio: 13 to 1

School Mission/Purpose:

Excel Academy Public Charter School provides preschool through eighth grade girls a solid academic foundation and enrichment opportunities to prepare them to succeed in high school and college and to develop the skills and confidence they need to make healthy, positive lifestyle choices.

Unique School Characteristics

- All-girls, single-sex education
- High-performing early childhood program (K-2)
- Academically rigorous curriculum aligned with Common Core State Standards
- Before- and after-school programs available
- Enrichment opportunities include PE, health, music, art, technology, Latin, and Saturday Academy
- Fresh food prepared daily at our on-site kitchen

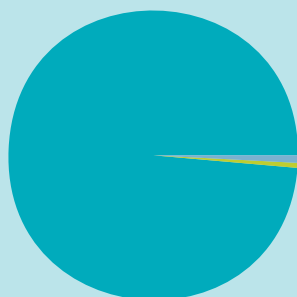
PMF Pilot — Early Childhood

Schools serving grades pre-kindergarten through second grade could elect to participate in a Performance Management Framework (PMF) pilot in 2012–13 as an alternative to being evaluated using Accountability Plans. These schools are not being tiered for the 2012–13 school year.

* For a list of reasons why a school would not receive a PMF score, see page 11 of the complete book of reports.

Student Demographics (2012–13)

Total Enrollment: 515



African American	98.8%	English Language Learners: 0.0%
Hispanic/Latino	0.6%	Low Income: 100.0%
White	0.0%	Special Education: 7.2%
Asian/Pacific Islander	0.0%	
Native American/Indian	0.0%	
Other	0.6%	

Transportation



Metro/Bus Service*
Anacostia Metro Station

*Please check www.wmata.com for updates.

(2012–13)

Grades measured: PK3–2

Student Progress Targets	Progress Results	Met Target?
<ul style="list-style-type: none"> 60% of pre-kindergarten-3 and pre-kindergarten-4 students will advance from Emerging to Satisfactory in literacy/language on the mCLASS CIRCLE: letter assessment. 	88.0% of students met this goal.	Yes
<ul style="list-style-type: none"> 60% of pre-kindergarten-3 through first-grade students will advance at least one level in mathematics on the mCLASS CIRCLE: math. 	80.0% of students met this goal.	Yes
<ul style="list-style-type: none"> 60% of kindergarten through second-grade students will advance at least one level in reading on the mCLASS Text Reading Comprehension assessment. 	77.0% of students met this goal.	Yes

Student Achievement Targets	Achievement Results	Met Target?
<ul style="list-style-type: none"> 60% of kindergarten through first-grade students will score at the 40th percentile or higher in Reading/Math Composite score on the Terra Nova assessment. 	86.0% of students met this goal.	Yes
<ul style="list-style-type: none"> 60% of kindergarten through second-grade students will score proficient or higher in reading on the mCLASS Text Reading Comprehension assessment. 	76.0% of students met this goal.	Yes

Leading Indicators Targets	Leading Indicators Results	Met Target?
<ul style="list-style-type: none"> On average, pre-kindergarten-3 and pre-kindergarten-4 students will attend school 88% of the days. 	The average daily attendance was 90.8%.	Yes
<ul style="list-style-type: none"> On average, kindergarten through second-grade students will attend school 92% of the days. 	The average daily attendance was 93.7%.	Yes

TOTAL TARGETS MET

7 OF **7**