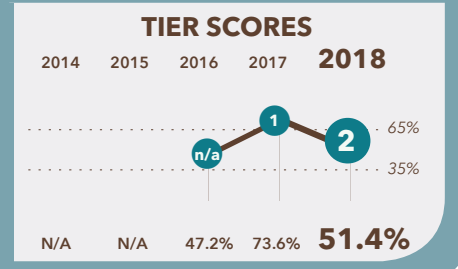


# Two Rivers PCS - Young

820 26th Street NE  
Washington, DC 20002

202-388-1360  
www.tworiverspcs.org



## School Profile (2018-19)

### Board Chair

Clara Haskell Botstein

### Interim Executive Director

David Nitkin

### Grades Served

● Current Grades ● Future Grades

● PK3 ● PK4 ● K ● 1

● 2 ● 3 ● 4 ● 5

● 6 ● 7 ● 8 ● 9

○ 10 ○ 11 ○ 12 ○ Adult Ed

### Principal

Guye Turner

### First School Year

2015-16

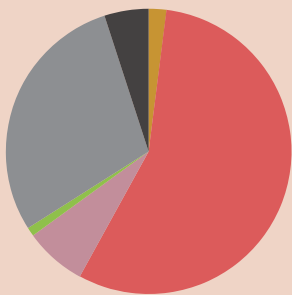
## Tier Explanations

- 1 High Performing**  
(65.0% – 100.0%)
- 2 Mid Performing**  
(35.0% – 64.9%)
- 3 Low Performing**  
(0.0% – 34.9%)

For schools serving grades PK-12, DC PCSB uses the **Performance Management Framework (PMF)** to assess school-wide academic performance. Schools are rated by tiers: **Tier 1** schools meet standards of high performance; **Tier 2** schools fall short of high performance standards but meet minimum overall performance standards; and **Tier 3** schools fall significantly short of high performance standards, showing inadequate performance.

## Student Demographics (2017-18)

**Total Enrollment**  
284



|                                    |       |
|------------------------------------|-------|
| Asian                              | 1.8%  |
| Black Non-Hispanic                 | 57.0% |
| Hispanic / Latino                  | 6.7%  |
| Native American / Alaska Native    | 1.1%  |
| Pacific Islander / Native Hawaiian | 0.0%  |
| White Non-Hispanic                 | 28.9% |
| Multiracial                        | 4.6%  |

**English Language Learner**  
1.4%

**Economically Disadvantaged**  
35.6%

**Special Education**  
16.2%

**At-Risk Population**  
19.4%

## A Note from the School

The mission of Two Rivers PCS is to nurture a diverse group of students to become lifelong, active participants in their own education, develop a sense of self and community, and become responsible and compassionate members of society. Two Rivers uses EL education, an educational model that emphasizes interactive, hands-on, project-based learning. The school focuses on the whole child, recognizing the importance of character education and the social-emotional needs of children while helping them achieve academic excellence. An integrated arts program and a content-based Spanish program augment the school's demanding academic curriculum. Two Rivers' vibrant learning community is supported by a highly skilled and dedicated staff and an engaged and active parent community.

# Two Rivers PCS - Young

## 2018 School Quality Report

(2017-18)

### Grades Measured: PK3-3



Points Earned  
out of  
Points Possible

Percent of  
Possible  
Points

#### Student Progress (45 points): Academic Improvement Over Time

Growth on the school's NWEA MAP assessment in reading



11.0 out of 22.5

48.8%

Growth on the school's NWEA MAP assessment in mathematics



3.4 out of 22.5

15.0%

#### Student Achievement (15 points): Approaching, Meeting, or Exceeding College and Career Ready Standards

PARCC: English Language Arts

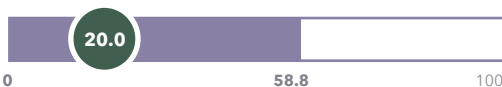
Approaching College and Career Ready and Above



2.0 out of 4.5

44.4%

College and Career Ready



1.0 out of 3.0

34.0%

PARCC: Mathematics

Approaching College and Career Ready and Above



2.2 out of 4.5

48.9%

College and Career Ready



1.1 out of 3.0

38.1%

#### Gateway (10 points): Outcomes in Key Subjects that Predict Future Educational Success (returning students)

3rd Grade English Language Arts

College and Career Ready



4.4 out of 10.0

44.1%

8th Grade Mathematics

College and Career Ready



0.0 out of 0.0

N/A

#### School Environment (30 points): Predictors of Future Student Progress and Achievement

Attendance

In-seat attendance



7.5 out of 9.0

82.9%

Re-enrollment

Percent of students eligible to re-enroll



9.0 out of 9.0

100.0%

Teacher Interaction Observations: Classroom Assessment

Scoring System (CLASS)

Emotional Support



4.0 out of 4.0

100.0%

Classroom Organization



4.0 out of 4.0

100.0%

Instructional Support



1.8 out of 4.0

44.8%

**TOTAL SCORE**

**TIER 2**

51.4 out of 100

**51.4%**

# Two Rivers PCS - Young

## 2018 School Quality Report

(2017–18)

### Grades Measured: PK3-3



#### Additional Measures: Early Childhood Student Outcomes on School-Selected Assessments

##### PK Pre-Literacy: CIRCLE Progress Monitoring

Percent of students who met or exceeded the publisher's expectations for achievement at the end of the year



##### PK Math: CIRCLE Progress Monitoring

Percent of students who met or exceeded the publisher's expectations for achievement at the end of the year



##### K Reading: mCLASS: Reading

Percent of students who met or exceeded the publisher's expectations for achievement at the end of the year



##### K Math: mCLASS: Math

Percent of students who met or exceeded the publisher's expectations for achievement at the end of the year

