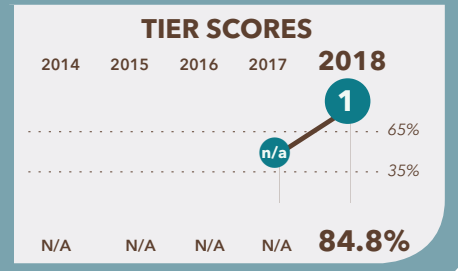


# Washington Leadership Academy PCS

3015 4th Street NE  
Washington, DC 20017

240-580-3371  
www.washingtonleadershipacademy.org



## School Profile (2018–19)

### Board Chair

Rachel Torres

### Executive Director

Stacy Kane

### Grades Served

Current Grades
  Future Grades

PK3
  PK4
  K
  1

2
  3
  4
  5

6
  7
  8
  9

10
  11
  12
  Adult Ed

### Principal

Stephanie Young

### First School Year

2016-17

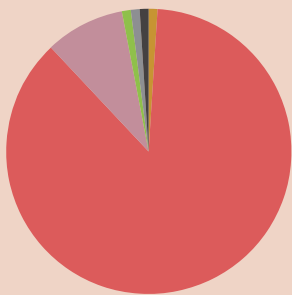
## Tier Explanations

- 1 High Performing**  
(65.0% – 100.0%)
- 2 Mid Performing**  
(35.0% – 64.9%)
- 3 Low Performing**  
(0.0% – 34.9%)

For schools serving grades PK-12, DC PCSB uses the **Performance Management Framework (PMF)** to assess school-wide academic performance. Schools are rated by tiers: **Tier 1** schools meet standards of high performance; **Tier 2** schools fall short of high performance standards but meet minimum overall performance standards; and **Tier 3** schools fall significantly short of high performance standards, showing inadequate performance.

## Student Demographics (2017–18)

**Total Enrollment**  
204



Asian	1.0%
Black Non-Hispanic	88.2%
Hispanic / Latino	9.3%
Native American / Alaska Native	0.5%
Pacific Islander / Native Hawaiian	0.0%
White Non-Hispanic	0.5%
Multiracial	0.5%

**English Language Learner**  
2.9%

**Economically Disadvantaged**  
88.7%

**Special Education**  
19.1%

**At-Risk Population**  
58.3%

## A Note from the School

Washington Leadership Academy is a nationally recognized, revolutionary public charter high school. Washington Leadership Academy graduates will be prepared to excel in college, be lifelong learners, and be agents for positive change. During their time at WLA, students will learn through personalized academic programs, engage in real-world experiences via internships and exposure to a myriad of professionals from the community, and become technology creators through instruction in computer science and coding. Washington Leadership Academy is reimagining high school to ensure that it is relevant and deeply engaging, and produces graduates who change the world for the better.

# Washington Leadership Academy PCS

## 2018 School Quality Report

(2017–18)

**Grades Measured: 9–10**



Points Earned  
out of  
Points Possible

Percent of  
Possible  
Points

### Student Progress (15 points): Academic Improvement Over Time

**Growth on the state assessment in English Language Arts**



**4.7** out of 7.5

**62.9%**

**Growth on the state assessment in Mathematics**



**7.5** out of 7.5

**100.0%**

### Student Achievement (20 points): Approaching, Meeting, or Exceeding College and Career Ready Standards

**PARCC: English Language Arts**

Approaching College and Career Ready and Above



**3.0** out of 5.0

**60.5%**

College and Career Ready



**4.9** out of 5.0

**97.4%**

**PARCC: Mathematics**

Approaching College and Career Ready and Above



**3.5** out of 5.0

**69.4%**

College and Career Ready



**5.0** out of 5.0

**100.0%**

### Gateway (14.0 points): Outcomes that Predict College and Career Readiness

**9th Grade on Track to Graduate**



**3.5** out of 5.0

**70.3%**

**Graduation Rate**

Four-Year Graduation Rate (Prior Year)



**0.0** out of 4.0

**N/A**

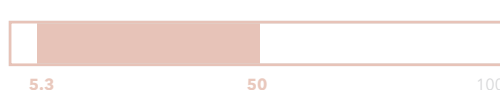
Five-Year Graduation Rate



**0.0** out of 0.0

**N/A**

**PSAT Performance (11th grade)\***



**0.0** out of 0.0

**N/A**

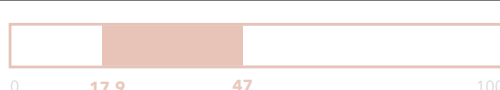
**SAT/ACT Performance (12th grade)\*\***



**0.0** out of 0.0

**N/A**

SAT/ACT College and Career Ready: English Language Arts



**0.0** out of 0.0

**N/A**

SAT/ACT College and Career Ready: Mathematics



**0.0** out of 0.0

**N/A**


**College Acceptance Rate**



**0.0** out of 5.0

**N/A**

**College Readiness: Advanced Placement/ International Baccalaureate/Dual Enrollment Achievement/CTE Certificate**



**0.0** out of 0.0

**N/A**

# Washington Leadership Academy PCS

## 2018 School Quality Report

(2017–18)

**Grades Measured: 9-10**



Points Earned  
out of  
Points Possible

Percent of  
Possible  
Points

### School Environment (22.5 points): Predictors of Future Student Progress and Achievement

#### Attendance

In-seat attendance



**12.5** out of 12.5

**100.0%**

#### Re-enrollment

Percent of students eligible to re-enroll



**8.4** out of 10.0

**83.9%**

**TOTAL SCORE**

**TIER 1**

**53.0** out of 62.5

**84.8%**

\* PSAT Performance: Score of at least 850 on Evidence-based Reading and Writing and math combined.

\*\* SAT/ACT Performance: Score of at least 890 on Evidence-based Reading and Writing and math combined on the SAT or a composite score of 16 on the ACT.

\*\*\* SAT/ACT College and Career Ready Measures: A score of at least 480 Evidence-based Reading and Writing and a score of at least 530 on math. These benchmarks are from the College Board and align with students earning a C or higher in a related subject in their first semester at college.