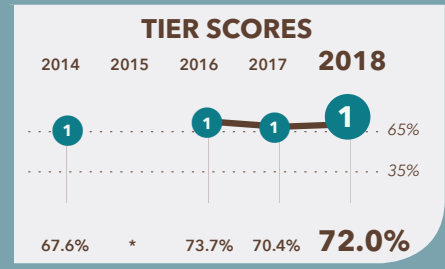


Two Rivers PCS - 4th Street

1227 4th Street NE
Washington, DC 20002

202-543-8477
www.tworiverspcs.org



School Profile (2018-19)

Board Chair

Clara Haskell Botstein

Interim Executive Director

David Nitkin

Grades Served

● Current Grades ● Future Grades

● PK3 ● PK4 ● K ● 1

● 2 ● 3 ● 4 ● 5

● 6 ● 7 ● 8 ○ 9

○ 10 ○ 11 ○ 12 ○ Adult Ed

Principal

Jennifer McCormick (MS)

Caroline Mwendwa-Baker (ES)

First School Year

2004-05

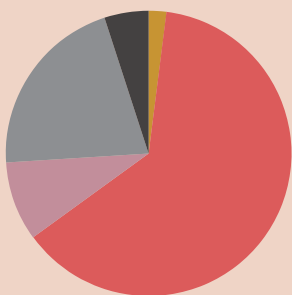
Tier Explanations

- 1 High Performing**
(65.0% – 100.0%)
- 2 Mid Performing**
(35.0% – 64.9%)
- 3 Low Performing**
(0.0% – 34.9%)

For schools serving grades PK-12, DC PCSB uses the **Performance Management Framework (PMF)** to assess school-wide academic performance. Schools are rated by tiers: **Tier 1** schools meet standards of high performance; **Tier 2** schools fall short of high performance standards but meet minimum overall performance standards; and **Tier 3** schools fall significantly short of high performance standards, showing inadequate performance.
* Due to the change in the state assessment, scores and tiers were not displayed in 2014-15.

Student Demographics (2017-18)

Total Enrollment
528



Asian	1.5%
Black Non-Hispanic	64.4%
Hispanic / Latino	8.5%
Native American / Alaska Native	0.0%
Pacific Islander / Native Hawaiian	0.0%
White Non-Hispanic	21.0%
Multiracial	4.5%

English Language Learner
3.8%

Economically Disadvantaged
46.4%

Special Education
21.6%

At-Risk Population
25.8%

A Note from the School

The mission of Two Rivers PCS is to nurture a diverse group of students to become lifelong, active participants in their own education, develop a sense of self and community, and become responsible and compassionate members of society. Two Rivers uses EL education, an educational model that emphasizes interactive, hands-on, project-based learning. The school focuses on the whole child, recognizing the importance of character education and the social-emotional needs of children while helping them achieve academic excellence. An integrated arts program and a content-based Spanish program augment the school's demanding academic curriculum. Two Rivers' vibrant learning community is supported by a highly skilled and dedicated staff and an engaged and active parent community.

Two Rivers PCS - 4th Street

2018 School Quality Report

(2017-18)

Grades Measured: PK3-8



Points Earned
out of
Points Possible

Percent of
Possible
Points

Student Progress (35 points): Academic Improvement Over Time

Growth on the state assessment in English Language Arts



10.2 out of 17.5

58.1%

Growth on the state assessment in mathematics



14.0 out of 17.5

80.0%

Student Achievement (25 points): Approaching, Meeting, or Exceeding College and Career Ready Standards

PARCC: English Language Arts

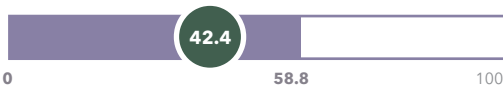
Approaching College and Career Ready and Above



5.1 out of 7.5

67.4%

College and Career Ready



3.6 out of 5.0

72.0%

PARCC: Mathematics

Approaching College and Career Ready and Above



5.3 out of 7.5

71.1%

College and Career Ready



3.1 out of 5.0

63.0%

Gateway (10 points): Outcomes in Key Subjects that Predict Future Educational Success (returning students)

3rd Grade English Language Arts

College and Career Ready



3.2 out of 5.0

63.6%

8th Grade Mathematics

College and Career Ready



2.5 out of 5.0

49.4%

School Environment (30 points): Predictors of Future Student Progress and Achievement

Attendance

In-seat attendance



7.4 out of 9.0

82.3%

Re-enrollment

Percent of students eligible to re-enroll



8.7 out of 9.0

97.2%

Teacher Interaction Observations: Classroom Assessment

Scoring System (CLASS)

Emotional Support



3.8 out of 4.0

94.6%

Classroom Organization



2.8 out of 4.0

70.6%

Instructional Support



2.3 out of 4.0

58.3%

TOTAL SCORE

TIER 1

72.0 out of 100

72.0%

Two Rivers PCS - 4th Street

2018 School Quality Report

(2017–18)

Grades Measured: PK3–8



Additional Measures: Early Childhood Student Outcomes on School-Selected Assessments

PK Pre-Literacy: CIRCLE Progress Monitoring

Percent of students who met or exceeded the publisher's expectations for achievement at the end of the year



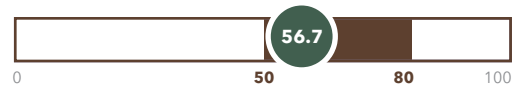
PK Math: CIRCLE Progress Monitoring

Percent of students who met or exceeded the publisher's expectations for achievement at the end of the year



K-2 Reading: NWEA Measures of Academic Progress (MAP) and mCLASS

Median percentile of student growth compared to national student performance



K-2 Math: NWEA Measures of Academic Progress (MAP) and mCLASS

Median percentile of student growth compared to national student performance

