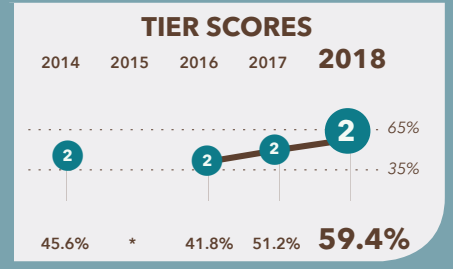


Meridian PCS

2120 13th Street NW
Washington, DC 20009

202-387-9830
www.mpcs-dc.org



School Profile (2018–19)

Board Chair

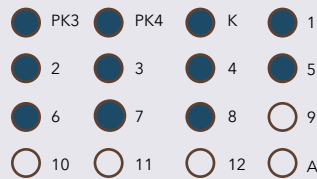
Edie Ashton

Head of School

Candice Bobo

Grades Served

● Current Grades ● Future Grades



Principals

Ebony Crawford (ES)
Shelley Anderson (MS)

First School Year

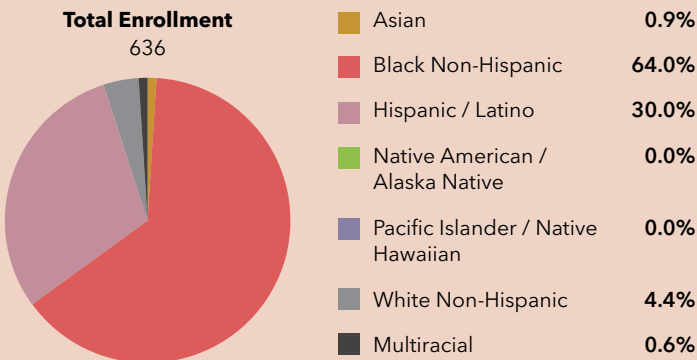
1999-2000

Tier Explanations

- 1 High Performing**
(65.0% – 100.0%)
- 2 Mid Performing**
(35.0% – 64.9%)
- 3 Low Performing**
(0.0% – 34.9%)

For schools serving grades PK-12, DC PCSB uses the **Performance Management Framework (PMF)** to assess school-wide academic performance. Schools are rated by tiers: **Tier 1** schools meet standards of high performance; **Tier 2** schools fall short of high performance standards but meet minimum overall performance standards; and **Tier 3** schools fall significantly short of high performance standards, showing inadequate performance.
* Due to the change in the state assessment, scores and tiers were not displayed in 2014-15.

Student Demographics (2017–18)



English Language Learner	28.3%
Economically Disadvantaged	100.0%
Special Education	12.3%
At-Risk Population	52.2%

* Community Eligible Schools serve at least 60% low-income students and offer free school meals to all students.

A Note from the School

The mission of Meridian Public Charter School is to inspire a passion for learning in our students and to help them build their self-confidence and self-respect through academic achievement. We are a nurturing and rigorous school that serves Pre-K through 8th grade students at all academic and developmental levels. Our students learn the foundational skills they need to succeed in today's increasingly global world. Our Common Core-aligned curriculum includes music, art, Spanish, and physical education, and encourages students to learn, explore, and develop their own talents and interests. Meridian's curriculum takes students outside the four walls of the classroom to learn about their community, city, nation, and world. Students learn about different cultures and forms of expression and can see how they are connected to their own lives. We have a collaborative, child-centric school community that celebrates the diversity and love of our students. Our students also benefit from learning from a diverse group of educators that reflect them and their communities. Our students are supported and engaged with each other and with the technology tools they need to succeed in school and beyond.

Meridian PCS

2018 School Quality Report

(2017–18)

Grades Measured: PK3–8



Points Earned
out of
Points Possible

Percent of
Possible
Points

Student Progress (35 points): Academic Improvement Over Time

Growth on the state assessment in
English Language Arts



13.5 out of 17.5

77.3%

Growth on the state assessment in
mathematics



12.2 out of 17.5

69.9%

Student Achievement (25 points): Approaching, Meeting, or Exceeding College and Career Ready Standards

PARCC: English Language Arts

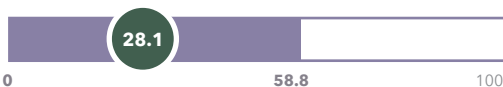
Approaching College and
Career Ready and Above



3.6 out of 7.5

48.0%

College and Career Ready



2.4 out of 5.0

47.9%

PARCC: Mathematics

Approaching College and
Career Ready and Above



3.0 out of 7.5

39.7%

College and Career Ready



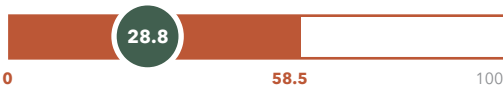
1.3 out of 5.0

26.3%

Gateway (10 points): Outcomes in Key Subjects that Predict Future Educational Success (returning students)

3rd Grade English Language Arts

College and Career Ready



2.5 out of 5.0

49.3%

8th Grade Mathematics

College and Career Ready



1.3 out of 5.0

25.4%

School Environment (30 points): Predictors of Future Student Progress and Achievement

Attendance

In-seat attendance



6.5 out of 9.0

72.5%

Re-enrollment

Percent of students eligible to re-enroll



3.9 out of 9.0

43.2%

Teacher Interaction Observations: Classroom Assessment

Scoring System (CLASS)

Emotional Support



4.0 out of 4.0

99.5%

Classroom Organization



3.5 out of 4.0

87.1%

Instructional Support



1.7 out of 4.0

43.0%

TOTAL SCORE

TIER 2

59.4 out of 100

59.4%

(2017–18)

Grades Measured: PK3–8



Additional Measures: Early Childhood Student Outcomes on School-Selected Assessments

PK Pre-Literacy: Teaching Strategies GOLD

Percent of students who met or exceeded the publisher's expectations for growth by the end of the year



PK Math: Teaching Strategies GOLD

Percent of students who met or exceeded the publisher's expectations for growth by the end of the year



K-2 Reading: NWEA Measures of Academic Progress (MAP)

Median percentile of student growth compared to national student performance



K-2 Math: NWEA Measures of Academic Progress (MAP)

Median percentile of student growth compared to national student performance

