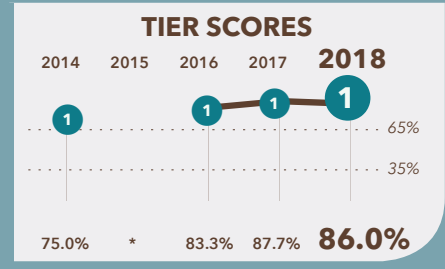


# Latin American Montessori Bilingual PCS

1375 Missouri Avenue NW  
Washington, DC 20011

202-726-6200  
www.lambpcs.org



## School Profile (2018–19)

### Board Chairs

Selena Gonzalez-Jones  
Jennifer Carrier

### Interim Executive Director

Sharamaine Williams

### Grades Served

● Current Grades ● Future Grades

● PK3 ● PK4 ● K ● 1

● 2 ● 3 ● 4 ● 5

○ 6 ○ 7 ○ 8 ○ 9

○ 10 ○ 11 ○ 12 ○ Adult Ed

Is part of the PK-12 DCI network.

### First School Year

2003-04

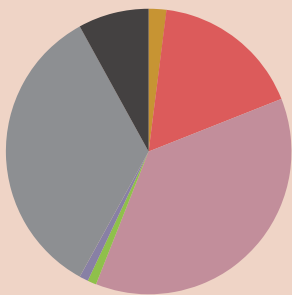
## Tier Explanations

- 1 High Performing**  
(65.0% – 100.0%)
- 2 Mid Performing**  
(35.0% – 64.9%)
- 3 Low Performing**  
(0.0% – 34.9%)

For schools serving grades PK-12, DC PCSB uses the **Performance Management Framework (PMF)** to assess school-wide academic performance. Schools are rated by tiers: **Tier 1** schools meet standards of high performance; **Tier 2** schools fall short of high performance standards but meet minimum overall performance standards; and **Tier 3** schools fall significantly short of high performance standards, showing inadequate performance.  
\* Due to the change in the state assessment, scores and tiers were not displayed in 2014-15.

## Student Demographics (2017–18)

**Total Enrollment**  
462



Asian	1.7%
Black Non-Hispanic	17.3%
Hispanic / Latino	37.4%
Native American / Alaska Native	0.4%
Pacific Islander / Native Hawaiian	0.4%
White Non-Hispanic	34.2%
Multiracial	8.4%

**English Language Learner**  
29.4%

**Economically Disadvantaged**  
23.8%

**Special Education**  
15.2%

**At-Risk Population**  
9.7%

## A Note from the School

Latin American Montessori Bilingual (LAMB) PCS embraces the Montessori philosophy that every child is a natural learner. We combine Montessori with language immersion to create an educational environment with the goal of biliteracy in English and Spanish. Science, social studies, math, language, art, music, movement, character, and community development are all integrated within a holistic learning process. At monthly Peace Ceremonies, students present projects and performances to the community to demonstrate the connection between their academic learning and their concept of themselves as “peace ambassadors.” LAMB’s reach goes far beyond its school walls with outdoor learning, camping, nature walks, and field trips. At LAMB, students excel academically while demonstrating respect for self, others, and the environment.

# Latin American Montessori Bilingual PCS

## 2018 School Quality Report

(2017–18)

### Grades Measured: PK3–5



Points Earned  
out of  
Points Possible

Percent of  
Possible  
Points

#### Student Progress (35 points): Academic Improvement Over Time

Growth on the state assessment in  
English Language Arts



16.9 out of 17.5

96.5%

Growth on the state assessment in  
mathematics



14.4 out of 17.5

82.1%

#### Student Achievement (25 points): Approaching, Meeting, or Exceeding College and Career Ready Standards

PARCC: English Language Arts

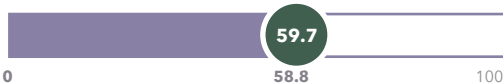
Approaching College and  
Career Ready and Above



6.5 out of 7.5

86.6%

College and Career Ready



5.0 out of 5.0

100.0%

PARCC: Mathematics

Approaching College and  
Career Ready and Above



5.5 out of 7.5

73.1%

College and Career Ready



3.0 out of 5.0

60.2%

#### Gateway (10 points): Outcomes in Key Subjects that Predict Future Educational Success (returning students)

3rd Grade English Language Arts

College and Career Ready



7.8 out of 10.0

78.0%

8th Grade Mathematics

College and Career Ready



0.0 out of 0.0

N/A

#### School Environment (30 points): Predictors of Future Student Progress and Achievement

Attendance

In-seat attendance



9.0 out of 9.0

100.0%

Re-enrollment

Percent of students eligible to re-enroll



9.0 out of 9.0

100.0%

Teacher Interaction Observations: Classroom Assessment

Scoring System (CLASS)

Emotional Support



4.0 out of 4.0

100.0%

Classroom Organization



3.2 out of 4.0

80.0%

Instructional Support



1.7 out of 4.0

41.3%

**TOTAL SCORE**

**TIER 1**

86.0 out of 100

**86.0%**

# Latin American Montessori Bilingual PCS

## 2018 School Quality Report

(2017–18)

### Grades Measured: PK3-5



#### Additional Measures: Early Childhood Student Outcomes on School-Selected Assessments

##### PK Pre-Literacy: Bracken School Readines Assessment

Percent of students who met or exceeded the publisher's expectations for achievement at the end of the year



##### PK Math: Bracken School Readines Assessment

Percent of students who met or exceeded the publisher's expectations for achievement at the end of the year



##### K-2 Reading: Indicadores Dinámicos del Éxito en la Lectura (IDEL)

Percent of students who met or exceeded the publisher's expectations for achievement at the end of the year



##### K-2 Math: Easy Curriculum-Based Measures (easyCBM)

Percent of students who met or exceeded the publisher's expectations for achievement at the end of the year

