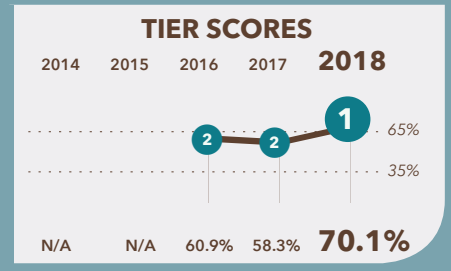


KIPP DC - Lead Academy PCS

421 P Street NW
Washington, DC 20001

202-223-4505
www.kippdc.org



School Profile (2018-19)

Board Chair


Terry Golden

Founder & CEO

Susan Schaeffler

Grades Served

● Current Grades ● Future Grades



Is part of a PK-12 network.

School Leader

Mekia Love

First School Year

2012-13

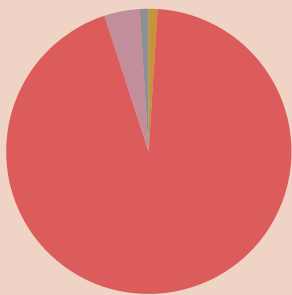
Tier Explanations

- 1 High Performing**
(65.0% – 100.0%)
- 2 Mid Performing**
(35.0% – 64.9%)
- 3 Low Performing**
(0.0% – 34.9%)

For schools serving grades PK-12, DC PCSB uses the **Performance Management Framework (PMF)** to assess school-wide academic performance. Schools are rated by tiers: **Tier 1** schools meet standards of high performance; **Tier 2** schools fall short of high performance standards but meet minimum overall performance standards; and **Tier 3** schools fall significantly short of high performance standards, showing inadequate performance.

Student Demographics (2017-18)

Total Enrollment
405



Asian	0.5%
Black Non-Hispanic	95.1%
Hispanic / Latino	3.7%
Native American / Alaska Native	0.0%
Pacific Islander / Native Hawaiian	0.0%
White Non-Hispanic	0.7%
Multiracial	0.0%

English Language Learner
1.7%

Economically Disadvantaged
>60%*

Special Education
13.8%

At-Risk Population
44.9%

* Community Eligible Schools serve at least 60% low-income students and offer free school meals to all students.

A Note from the School

KIPP DC aspires to improve life outcomes for the next generation of Washingtonians by equipping students and alumni with the knowledge, skills, and mindsets to become thoughtful, intentional citizens in the competitive world and lead successful lives full of choice and opportunity. We approach our work with a set of core beliefs about how we can achieve our mission. We believe students are worthy of exceptionally talented and diverse teachers and leaders who will guide them through school, college, and careers. We believe we must partner with families to provide students an ecosystem of supports to optimize their educational experience. We believe students deserve a model school system that plays an important leadership role in DC and the national education community.

KIPP DC - Lead Academy PCS

2018 School Quality Report

(2017-18)

Grades Measured: 1-4



Points Earned
out of
Points Possible

Percent of
Possible
Points

Student Progress (40 points): Academic Improvement Over Time

Growth on the state assessment in English Language Arts



8.6 out of 20.0

42.9%

Growth on the state assessment in mathematics



9.5 out of 20.0

47.4%

Student Achievement (30 points): Approaching, Meeting, or Exceeding College and Career Ready Standards

PARCC: English Language Arts

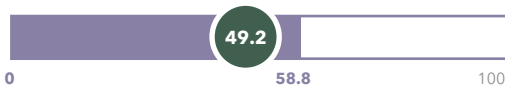
Approaching College and Career Ready and Above



7.0 out of 9.0

77.4%

College and Career Ready



5.0 out of 6.0

83.7%

PARCC: Mathematics

Approaching College and Career Ready and Above



8.0 out of 9.0

88.7%

College and Career Ready



6.0 out of 6.0

100.0%

Gateway (10 points): Outcomes in Key Subjects that Predict Future Educational Success (returning students)

3rd Grade English Language Arts

College and Career Ready



9.2 out of 10.0

92.2%

8th Grade Mathematics

College and Career Ready



0.0 out of 0.0

N/A

School Environment (20 points): Predictors of Future Student Progress and Achievement

Attendance

In-seat attendance



8.3 out of 10.0

82.8%

Re-enrollment

Percent of students eligible to re-enroll



8.5 out of 10.0

84.8%

TOTAL SCORE

TIER 1

70.1 out of 100

70.1%

Additional Measures: Early Childhood Student Outcomes on School-Selected Assessments

Grades 1-2 Reading: NWEA Measures of Academic Progress (MAP)

Median percentile of student growth compared to national student performance



Grades 1-2 Math: NWEA Measures of Academic Progress (MAP)

Median percentile of student growth compared to national student performance



For a more detailed explanation of the categories, see our technical guide.