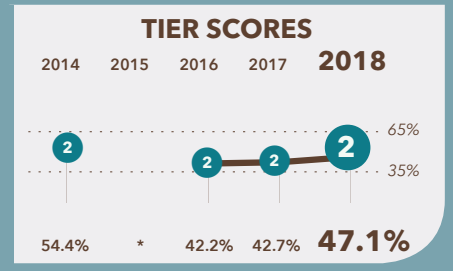


# IDEA PCS

1027 45th Street NE  
Washington, DC 20019

202-399-4750  
www.ideapcs.org



## School Profile (2018–19)

### Board Chair

Calvin Snowden

### Executive Director

Justin Rydstrom

### Grades Served

Current Grades
  Future Grades

PK3
  PK4
  K
  1

2
  3
  4
  5

6
  7
  8
  9

10
  11
  12
  Adult Ed

### Principal

Nicole McCrae

### First School Year

1998-99

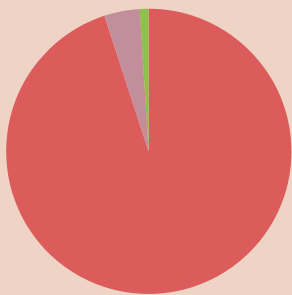
## Tier Explanations

- 1 High Performing**  
(65.0% – 100.0%)
- 2 Mid Performing**  
(35.0% – 64.9%)
- 3 Low Performing**  
(0.0% – 34.9%)

For schools serving grades PK-12, DC PCSB uses the **Performance Management Framework (PMF)** to assess school-wide academic performance. Schools are rated by tiers: **Tier 1** schools meet standards of high performance; **Tier 2** schools fall short of high performance standards but meet minimum overall performance standards; and **Tier 3** schools fall significantly short of high performance standards, showing inadequate performance. \* Due to the change in the state assessment, scores and tiers were not displayed in 2014-15.

## Student Demographics (2017–18)

**Total Enrollment**  
305



Asian	0.0%
Black Non-Hispanic	96.1%
Hispanic / Latino	3.6%
Native American / Alaska Native	0.3%
Pacific Islander / Native Hawaiian	0.0%
White Non-Hispanic	0.0%
Multiracial	0.0%

**English Language Learner**  
2.6%

**Economically Disadvantaged**  
>60%\*

**Special Education**  
23.0%

**At-Risk Population**  
65.9%

\* Community Eligible Schools serve at least 60% low-income students and offer free school meals to all students.

## A Note from the School

Our mission at IDEA Public Charter School is to prepare students with the academic, social, leadership and occupational skills for post-secondary opportunities and to be responsible citizens who contribute to the community. IDEA is a small high school with innovative options for our scholars. Whether they seek to pursue college, trade careers, or military service upon graduation, our outstanding faculty provides rigorous academics designed to prepare all students for post-secondary success. In partnership with the DC Students Construction Trades Foundation, IDEA offers cutting-edge, hands-on vocational training emphasizing construction and design. IDEA's Army Junior Reserve Officers' Training Corps program helps students develop character and leadership. We also offer dual enrollment with University of the District of Columbia Community College and Apex Learning online credit recovery classes.

(2017–18)

### Grades Measured: 9-12



Points Earned  
out of  
Points Possible

Percent of  
Possible  
Points

#### Student Progress (7.5 points): Academic Improvement Over Time

Growth on the state assessment in  
English Language Arts



0.0 out of 0.0

N/A

Growth on the state assessment in  
Mathematics



5.8 out of 7.5

77.1%

#### Student Achievement (20 points): Approaching, Meeting, or Exceeding College and Career Ready Standards

PARCC: English Language Arts

Approaching College and  
Career Ready and Above



0.7 out of 5.0

13.8%

College and Career Ready



0.7 out of 5.0

13.2%

PARCC: Mathematics

Approaching College and  
Career Ready and Above



1.7 out of 5.0

33.6%

College and Career Ready



4.7 out of 5.0

93.4%

#### Gateway (42.5 points): Outcomes that Predict College and Career Readiness

9th Grade on Track to Graduate



1.8 out of 5.0

36.1%

Graduation Rate

Four-Year Graduation Rate (Prior Year)



0.0 out of 4.0

0.0%

Five-Year Graduation Rate



1.9 out of 6.0

30.9%

PSAT Performance (11th grade)\*



3.3 out of 5.0

66.1%

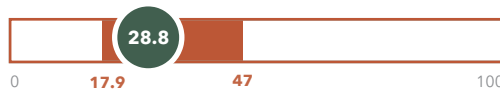
SAT/ACT Performance (12th grade)\*\*



2.7 out of 5.0

54.4%

SAT/ACT College and Career Ready: English  
Language Arts



0.9 out of 2.5

37.6%

SAT/ACT College and Career Ready: Mathematics



0.4 out of 2.5

17.3%

College Acceptance Rate



5.0 out of 5.0

100.0%

College Readiness: Advanced Placement/  
International Baccalaureate/Dual  
Enrollment Achievement/CTE Certificate



7.5 out of 7.5

100.0%

# IDEA PCS

## 2018 School Quality Report

(2017–18)

**Grades Measured: 9-12**



Points Earned  
out of  
Points Possible

Percent of  
Possible  
Points

### School Environment (22.5 points): Predictors of Future Student Progress and Achievement

#### Attendance

In-seat attendance



**3.9** out of 12.5

**31.1%**

#### Re-enrollment

Percent of students eligible to re-enroll



**2.6** out of 10.0

**25.5%**

**TOTAL SCORE**

**TIER 2**

**43.6** out of 92.5

**47.1%**

\* PSAT Performance: Score of at least 850 on Evidence-based Reading and Writing and math combined.

\*\* SAT/ACT Performance: Score of at least 890 on Evidence-based Reading and Writing and math combined on the SAT or a composite score of 16 on the ACT.

\*\*\* SAT/ACT College and Career Ready Measures: A score of at least 480 Evidence-based Reading and Writing and a score of at least 530 on math. These benchmarks are from the College Board and align with students earning a C or higher in a related subject in their first semester at college.