

Goodwill Excel Center PCS

1776 G Street NW
Washington, DC 20006

202-839-3650
www.goodwillexcelcenter.org

School Profile (2018–19)

Board Chair

Glen S. Howard

CEO

Catherine Meloy

Grades Served

Current Grades
 Future Grades

PK3
 PK4
 K
 1

2
 3
 4
 5

6
 7
 8
 9

10
 11
 12
 Adult Ed

Director

Chelsea Kirk

First School Year

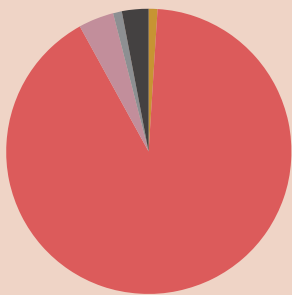
2016-17

Alternative Accountability

DC PCSB developed the **Alternative Accountability Framework (AAF)** for schools that provide programs to serve highly at-risk students, recognizing that an alternative framework is more appropriate to measure schools serving a considerably different population from that of most schools. This school will not receive a score or tier in 2017-18. When a school is initially designated to be eligible for the AAF, the school, in consultation with DC PCSB staff, designs a set of measures aligned to specific categories of quality, either traditional and/or nontraditional and unique to the school's program. These measures are subject to DC PCSB approval, are annually measured, and are publicly reported.

Student Demographics (2017–18)

Total Enrollment
356



Asian	0.3%
Black Non-Hispanic	93.0%
Hispanic / Latino	3.4%
Native American / Alaska Native	0.0%
Pacific Islander / Native Hawaiian	0.0%
White Non-Hispanic	0.8%
Multiracial	2.5%

English Language Learner
0.0%

Economically Disadvantaged
74.1%

Special Education
30.6%

At-Risk Population
96.5%

A Note from the School

The mission of the Goodwill Excel Center is to transform adult lives through the power of achieving a high school diploma and accessing post-secondary education and careers in growing and sustainable local industries. The Excel Center offers high quality, tuition-free high school education for under-credited adults in the District of Columbia. What separates The Goodwill Excel Center from other public charter high schools is that students can earn a high school diploma and industry recognized certifications rather than a General Educational Development (GED). In addition to the academic curriculum, The Goodwill Excel Center provides a free, on-site, child development center managed by the YMCA for children of enrolled students, transportation assistance, and academic and life coaching. The school accomplishes all this while emphasizing a school-work-life balance through flexible schedules and the opportunity to enroll in one of five different terms throughout the year.

Goodwill Excel Center PCS

2018 School Quality Report

(2017-18)

Grades Measured: 9-12



Student Progress

Credit Earning

Percent of students earning at least one course credit



Reading

Eligible students scoring a Lexile of 1000 or higher or reaching growth target on the Scholastic Reading Inventory (*Participation Rate: 97.7%*)



Math

Students enrolled in Math Lab A course reaching growth target on iReady Math (*Participation Rate: 96.2%*)




Students enrolled in Math Lab B course reaching growth target on iReady Math (*Participation Rate: 96.2%*)



Student Achievement

ACT

Percent of graduating students scoring 16 or higher on the ACT (*Participation Rate: 76.7%*)



College and Career Readiness

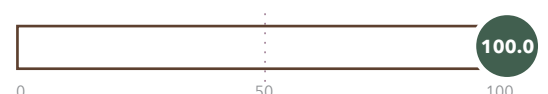
Credentials

Percent of graduating students who have earned at least 3 college credits or an industry-recognized credential



Entered Workforce or Postsecondary

Exiting students who entered the workforce or postsecondary education within six months (*Response Rate: 55.0%*)



Gateway

Graduation

Graduation rate



Re-enrollment

Average percent of non-graduating students who re-enroll the following term



Cumulative Audited Enrollment



School Environment

Attendance

In-seat attendance rate

