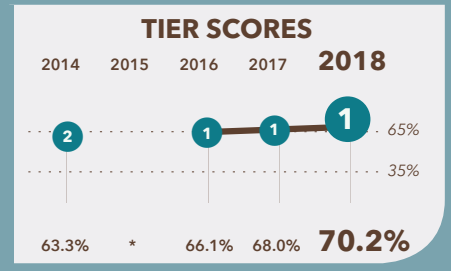


Elsie Whitlow Stokes Community Freedom PCS - Brookland

3700 Oakview Terrace NE
Washington, DC 20017

202-265-7237
www.ewstokes.org



School Profile (2018-19)

Board Chair

Erica McGrady

Executive Director

Erika Bryant

Grades Served

● Current Grades ● Future Grades

● PK3 ● PK4 ● K ● 1

● 2 ● 3 ● 4 ● 5

○ 6 ○ 7 ○ 8 ○ 9

○ 10 ○ 11 ○ 12 ○ Adult Ed

Is part of a PK-12 DCI network.

Director of Teaching & Learning

Constanza Rosas

First School Year

1998-99

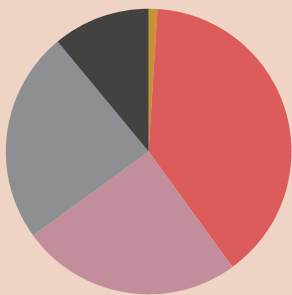
Tier Explanations

- 1 High Performing**
(65.0% – 100.0%)
- 2 Mid Performing**
(35.0% – 64.9%)
- 3 Low Performing**
(0.0% – 34.9%)

For schools serving grades PK-12, DC PCSB uses the **Performance Management Framework (PMF)** to assess school-wide academic performance. Schools are rated by tiers: **Tier 1** schools meet standards of high performance; **Tier 2** schools fall short of high performance standards but meet minimum overall performance standards; and **Tier 3** schools fall significantly short of high performance standards, showing inadequate performance.
* Due to the change in the state assessment, scores and tiers were not displayed in 2014-15.

Student Demographics (2017-18)

Total Enrollment
350



Asian	0.9%
Black Non-Hispanic	38.9%
Hispanic / Latino	24.9%
Native American / Alaska Native	0.0%
Pacific Islander / Native Hawaiian	0.0%
White Non-Hispanic	24.3%
Multiracial	11.1%

English Language Learner
14.9%

Economically Disadvantaged
48.3%

Special Education
11.7%

At-Risk Population
12.9%

A Note from the School

Established in 1998, Elsie Whitlow Stokes Community Freedom PCS prepares culturally diverse pre-kindergarten and elementary school students in the District to be leaders, scholars, and responsible citizens who are committed to social justice. We teach children to think, speak, read, write, and learn in two languages: English and either French or Spanish. With a dual focus on academic excellence and community service, we accomplish our mission by creating an environment of achievement, respect, and non-violence. Our faculty and staff prepare young learners to challenge national and international academic standards, to navigate successfully within their own communities and within the cultures of others, and to function as global citizens.

Elsie Whitlow Stokes Community Freedom PCS - Brookland

2018 School Quality Report

(2017-18)

Grades Measured: PK3-5



Points Earned
out of
Points Possible

Percent of
Possible
Points

Student Progress (35 points): Academic Improvement Over Time

Growth on the state assessment in English Language Arts



9.7 out of 17.5

55.7%

Growth on the state assessment in mathematics



8.6 out of 17.5

49.3%

Student Achievement (25 points): Approaching, Meeting, or Exceeding College and Career Ready Standards

PARCC: English Language Arts

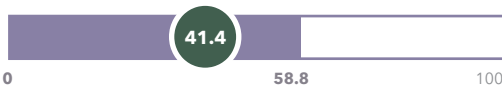
Approaching College and Career Ready and Above



5.0 out of 7.5

67.1%

College and Career Ready



3.5 out of 5.0

70.5%

PARCC: Mathematics

Approaching College and Career Ready and Above



5.2 out of 7.5

69.3%

College and Career Ready



3.0 out of 5.0

60.1%

Gateway (10 points): Outcomes in Key Subjects that Predict Future Educational Success (returning students)

3rd Grade English Language Arts

College and Career Ready



7.6 out of 10.0

76.0%

8th Grade Mathematics

College and Career Ready



0.0 out of 0.0

N/A

School Environment (30 points): Predictors of Future Student Progress and Achievement

Attendance

In-seat attendance



9.0 out of 9.0

99.6%

Re-enrollment

Percent of students eligible to re-enroll



9.0 out of 9.0

100.0%

Teacher Interaction Observations: Classroom Assessment

Scoring System (CLASS)

Emotional Support



4.0 out of 4.0

100.0%

Classroom Organization



3.0 out of 4.0

75.5%

Instructional Support



2.6 out of 4.0

64.8%

TOTAL SCORE

TIER 1

70.2 out of 100

70.2%

Elsie Whitlow Stokes Community Freedom PCS - Brookland

2018 School Quality Report

(2017–18)

Grades Measured: PK3-5



Additional Measures: Early Childhood Student Outcomes on School-Selected Assessments

PK Pre-Literacy: Teaching Strategies GOLD

Percent of students who met or exceeded the publisher's expectations for growth by the end of the year



PK Math: Teaching Strategies GOLD

Percent of students who met or exceeded the publisher's expectations for growth by the end of the year



PK Social Emotional Learning: Teaching Strategies GOLD

Percent of students who met or exceeded the publisher's expectations for growth by the end of the year



K-2 Reading: NWEA Measures of Academic Progress (MAP)

Median percentile of student growth compared to national student performance



K-2 Math: NWEA Measures of Academic Progress (MAP)

Median percentile of student growth compared to national student performance

