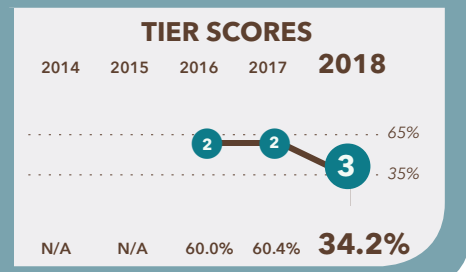


Eagle Academy PCS - Congress Heights

3400 Wheeler Road SE
Washington, DC 20032

202-544-2646
www.eagleacademypcs.org



School Profile (2018-19)

Board Chair

Ed Mouton

CEO/CFO

Joe Smith

Grades Served

● Current Grades ● Future Grades

● PK3 ● PK4 ● K ● 1

● 2 ● 3 ○ 4 ○ 5

○ 6 ○ 7 ○ 8 ○ 9

○ 10 ○ 11 ○ 12 ○ Adult Ed

Is part of a PK-3 network.

Principal

Melanie Leonard (PK-K)

Royston Lyttle (1-3)

First School Year

2003-04

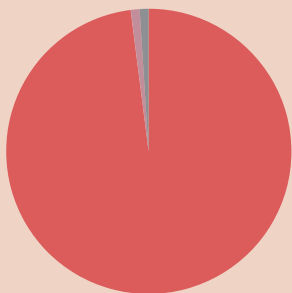
Tier Explanations

- 1 High Performing**
(65.0% – 100.0%)
- 2 Mid Performing**
(35.0% – 64.9%)
- 3 Low Performing**
(0.0% – 34.9%)

For schools serving grades PK-12, DC PCSB uses the **Performance Management Framework (PMF)** to assess school-wide academic performance. Schools are rated by tiers: **Tier 1** schools meet standards of high performance; **Tier 2** schools fall short of high performance standards but meet minimum overall performance standards; and **Tier 3** schools fall significantly short of high performance standards, showing inadequate performance.

Student Demographics (2017-18)

Total Enrollment
770



Asian	0.0%
Black Non-Hispanic	99.7%
Hispanic / Latino	0.1%
Native American / Alaska Native	0.0%
Pacific Islander / Native Hawaiian	0.0%
White Non-Hispanic	0.1%
Multiracial	0.0%

English Language Learner
0.0%

Economically Disadvantaged
>60%*

Special Education
18.2%

At-Risk Population
69.5%

* Community Eligible Schools serve at least 60% low-income students and offer free school meals to all students.

A Note from the School

Eagle Academy PCS's mission is to build the foundation for a promising future for all students in a rich, robust learning environment that fosters creativity and problem-solving abilities, emphasizing cognitive, social and emotional growth by engaging children as active learners in an inclusive instructional environment. Eagle Academy maintains a strong commitment to the Community Schools model, with wraparound services and interventions for students and families. Our Common Core-aligned curriculum is bolstered by science, technology, engineering, arts, and mathematics (STEAM), music, and physical education. One-to-one technology integration and blended learning initiatives develop 21st-century skills.

Eagle Academy PCS - Congress Heights

2018 School Quality Report

(2017-18)

Grades Measured: PK3-3



Points Earned
out of
Points Possible

Percent of
Possible
Points

Student Progress (45 points): Academic Improvement Over Time

Growth on the school's NWEA MAP assessment in reading



5.1 out of 22.5

22.5%

Growth on the school's NWEA MAP assessment in mathematics



5.1 out of 22.5

22.5%

Student Achievement (15 points): Approaching, Meeting, or Exceeding College and Career Ready Standards

PARCC: English Language Arts

Approaching College and Career Ready and Above



0.9 out of 4.5

20.0%

College and Career Ready



0.5 out of 3.0

17.0%

PARCC: Mathematics

Approaching College and Career Ready and Above



1.4 out of 4.5

32.2%

College and Career Ready



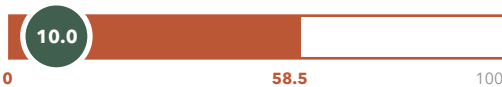
0.6 out of 3.0

20.8%

Gateway (10 points): Outcomes in Key Subjects that Predict Future Educational Success (returning students)

3rd Grade English Language Arts

College and Career Ready



1.7 out of 10.0

17.1%

8th Grade Mathematics

College and Career Ready



0.0 out of 0.0

N/A

School Environment (30 points): Predictors of Future Student Progress and Achievement

Attendance

In-seat attendance



4.5 out of 9.0

50.5%

Re-enrollment

Percent of students eligible to re-enroll



5.2 out of 9.0

57.5%

Teacher Interaction Observations: Classroom Assessment

Scoring System (CLASS)

Emotional Support



4.0 out of 4.0

100.0%

Classroom Organization



3.5 out of 4.0

86.5%

Instructional Support



1.7 out of 4.0

42.8%

TOTAL SCORE

TIER 3

34.2 out of 100

34.2%

Eagle Academy PCS - Congress Heights

2018 School Quality Report

(2017–18)

Grades Measured: PK3-3



Additional Measures: Early Childhood Student Outcomes on School-Selected Assessments

PK Pre-Literacy: Teaching Strategies GOLD

Percent of students who met or exceeded the publisher's expectations for growth by the end of the year



PK Math: Teaching Strategies GOLD

Percent of students who met or exceeded the publisher's expectations for growth by the end of the year



PK Social Emotional Learning: Teaching Strategies GOLD

Percent of students who met or exceeded the publisher's expectations for growth by the end of the year



K-2 Social Emotional Learning: Social Skills Improvement System (SSIS)

Percent of students who met or exceeded the publisher's expectations for achievement at the end of the year

