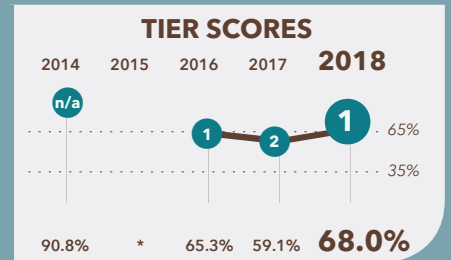


DC Prep PCS – Benning Middle

100 41st Street NE
Washington, DC 20019

202-396-3780
www.dcrep.org



School Profile (2018–19)

Board Chair

Michela English

CEO

Laura Maestas

Grades Served

Current Grades
 Future Grades

PK3
 PK4
 K
 1

2
 3
 4
 5

6
 7
 8
 9

10
 11
 12
 Adult Ed

Is part of a PK3-8 network.

Principal

Erin Waldron

First School Year

2013-14

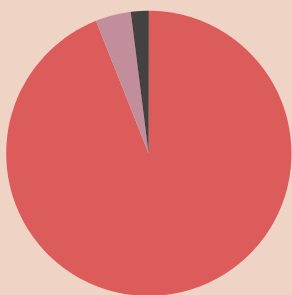
Tier Explanations

- 1 High Performing**
(65.0% – 100.0%)
- 2 Mid Performing**
(35.0% – 64.9%)
- 3 Low Performing**
(0.0% – 34.9%)

For schools serving grades PK-12, DC PCSB uses the **Performance Management Framework (PMF)** to assess school-wide academic performance. Schools are rated by tiers: **Tier 1** schools meet standards of high performance; **Tier 2** schools fall short of high performance standards but meet minimum overall performance standards; and **Tier 3** schools fall significantly short of high performance standards, showing inadequate performance. * Due to the change in the state assessment, scores and tiers were not displayed in 2014-15.

Student Demographics (2017–18)

Total Enrollment
335



Asian	0.0%
Black Non-Hispanic	94.0%
Hispanic / Latino	3.9%
Native American / Alaska Native	0.0%
Pacific Islander / Native Hawaiian	0.0%
White Non-Hispanic	0.0%
Multiracial	2.1%

English Language Learner
0.0%

Economically Disadvantaged
>60%*

Special Education
19.7%

At-Risk Population
49.3%

* Community Eligible Schools serve at least 60% low-income students and offer free school meals to all students.

A Note from the School

Founded in 2003, DC Prep is the highest-performing network of public charter schools in Washington (2012-18), bridging the educational divide by increasing the number of students from underserved communities with the academic preparation and personal character to succeed in competitive high schools and colleges. DC Prep serves almost 2,000 students in PK3-8th grade on five campuses in Wards 5, 7, and 8. Benning Middle Campus (BMC), located in Ward 7, opened in 2013 and is an extended middle school serving students in the 4th-8th grades. BMC is preparing its graduates for success in top-tier high schools, college, and beyond.

DC Prep PCS - Benning Middle

2018 School Quality Report

(2017-18)

Grades Measured: 4-8



Points Earned
out of
Points Possible

Percent of
Possible
Points

Student Progress (40 points): Academic Improvement Over Time

Growth on the state assessment in English Language Arts



7.4 out of 20.0

37.0%

Growth on the state assessment in mathematics



12.0 out of 20.0

60.0%

Student Achievement (30 points): Approaching, Meeting, or Exceeding College and Career Ready Standards

PARCC: English Language Arts

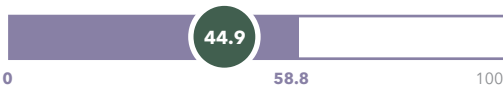
Approaching College and Career Ready and Above



6.0 out of 9.0

66.8%

College and Career Ready



4.6 out of 6.0

76.4%

PARCC: Mathematics

Approaching College and Career Ready and Above



6.5 out of 9.0

72.0%

College and Career Ready



4.4 out of 6.0

73.3%

Gateway (10 points): Outcomes in Key Subjects that Predict Future Educational Success (returning students)

3rd Grade English Language Arts

College and Career Ready



0.0 out of 0.0

N/A

8th Grade Mathematics

College and Career Ready



10.0 out of 10.0

100.0%

School Environment (20 points): Predictors of Future Student Progress and Achievement

Attendance

In-seat attendance



8.1 out of 10.0

81.4%

Re-enrollment

Percent of students eligible to re-enroll



9.0 out of 10.0

90.2%

TOTAL SCORE

TIER 1

68.0 out of 100

68.0%