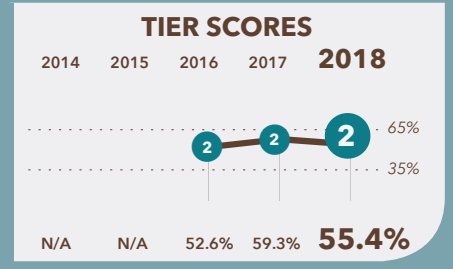


# Creative Minds International PCS

3700 North Capitol Street NW  
Washington, DC 20011

202-588-0370  
www.creativemindspcs.org



## School Profile (2018–19)

### Board Chair

Ornella Napolitano

### Head of School

Golnar Abedin, Ph.D.

### Grades Served

● Current Grades ● Future Grades

● PK3 ● PK4 ● K ● 1

● 2 ● 3 ● 4 ● 5

● 6 ● 7 ● 8 ○ 9

○ 10 ○ 11 ○ 12 ○ Adult Ed

### Principals

Nayamka Long

Anthony Washington

### First School Year

2012-13

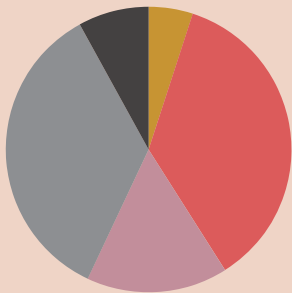
## Tier Explanations

- 1 High Performing**  
(65.0% – 100.0%)
- 2 Mid Performing**  
(35.0% – 64.9%)
- 3 Low Performing**  
(0.0% – 34.9%)

For schools serving grades PK-12, DC PCSB uses the **Performance Management Framework (PMF)** to assess school-wide academic performance. Schools are rated by tiers: **Tier 1** schools meet standards of high performance; **Tier 2** schools fall short of high performance standards but meet minimum overall performance standards; and **Tier 3** schools fall significantly short of high performance standards, showing inadequate performance.

## Student Demographics (2017–18)

**Total Enrollment**  
441



Asian	4.5%
Black Non-Hispanic	36.3%
Hispanic / Latino	16.3%
Native American / Alaska Native	0.0%
Pacific Islander / Native Hawaiian	0.0%
White Non-Hispanic	35.4%
Multiracial	7.5%

**English Language Learner**  
5.7%

**Economically Disadvantaged**  
35.4%

**Special Education**  
29.7%

**At-Risk Population**  
13.8%

## A Note from the School

Creative Minds International PCS is a tuition-free school for children located on the Armed Forces Retirement Home campus in Northwest Washington. We are the only public school in the District of Columbia that offers the International Early Years, Primary, and Middle Years Curriculum, a highly engaging, diverse curriculum with project- and arts-based activities that foster creativity, self-motivation, social and emotional development, and academic excellence. Our goal is to provide students with the foundational skills required for successful participation in a global society. Our program's unique combination of child-centered, international, and developmental approaches to education is based on extensive research into various aspects of schooling that have the greatest positive effects on academic achievement.

# Creative Minds International PCS

## 2018 School Quality Report

(2017–18)

### Grades Measured: PK3–7



Points Earned  
out of  
Points Possible

Percent of  
Possible  
Points

#### Student Progress (35 points): Academic Improvement Over Time

Growth on the state assessment in English Language Arts



6.7 out of 17.5

38.3%

Growth on the state assessment in mathematics



4.5 out of 17.5

25.7%

#### Student Achievement (25 points): Approaching, Meeting, or Exceeding College and Career Ready Standards

PARCC: English Language Arts

Approaching College and Career Ready and Above



4.3 out of 7.5

57.0%

College and Career Ready



2.6 out of 5.0

51.4%

PARCC: Mathematics

Approaching College and Career Ready and Above



4.1 out of 7.5

54.1%

College and Career Ready



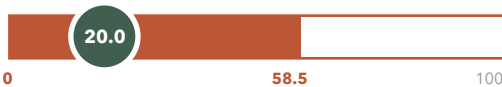
2.9 out of 5.0

58.9%

#### Gateway (10 points): Outcomes in Key Subjects that Predict Future Educational Success (returning students)

3rd Grade English Language Arts

College and Career Ready



3.4 out of 10.0

34.2%

8th Grade Mathematics

College and Career Ready



0.0 out of 0.0

N/A

#### School Environment (30 points): Predictors of Future Student Progress and Achievement

Attendance

In-seat attendance



8.0 out of 9.0

89.1%

Re-enrollment

Percent of students eligible to re-enroll



9.0 out of 9.0

100.0%

Teacher Interaction Observations: Classroom Assessment

Scoring System (CLASS)

Emotional Support



4.0 out of 4.0

100.0%

Classroom Organization



3.6 out of 4.0

90.4%

Instructional Support



2.3 out of 4.0

57.2%

**TOTAL SCORE**

**TIER 2**

55.4 out of 100

**55.4%**

# Creative Minds International PCS

## 2018 School Quality Report

(2017–18)

### Grades Measured: PK3–7



#### Additional Measures: Early Childhood Student Outcomes on School-Selected Assessments

##### PK Pre-Literacy: Teaching Strategies GOLD

Percent of students who met or exceeded the publisher's expectations for growth by the end of the year



##### PK Math: Teaching Strategies GOLD

Percent of students who met or exceeded the publisher's expectations for growth by the end of the year



##### K-2 Reading: Developmental Reading Assessment (DRA)

Percent of students who met or exceeded the publisher's expectations for achievement at the end of the year



##### K-2 Math: NWEA Measures of Academic Progress (MAP)

Median percentile of student growth compared to national student performance

