
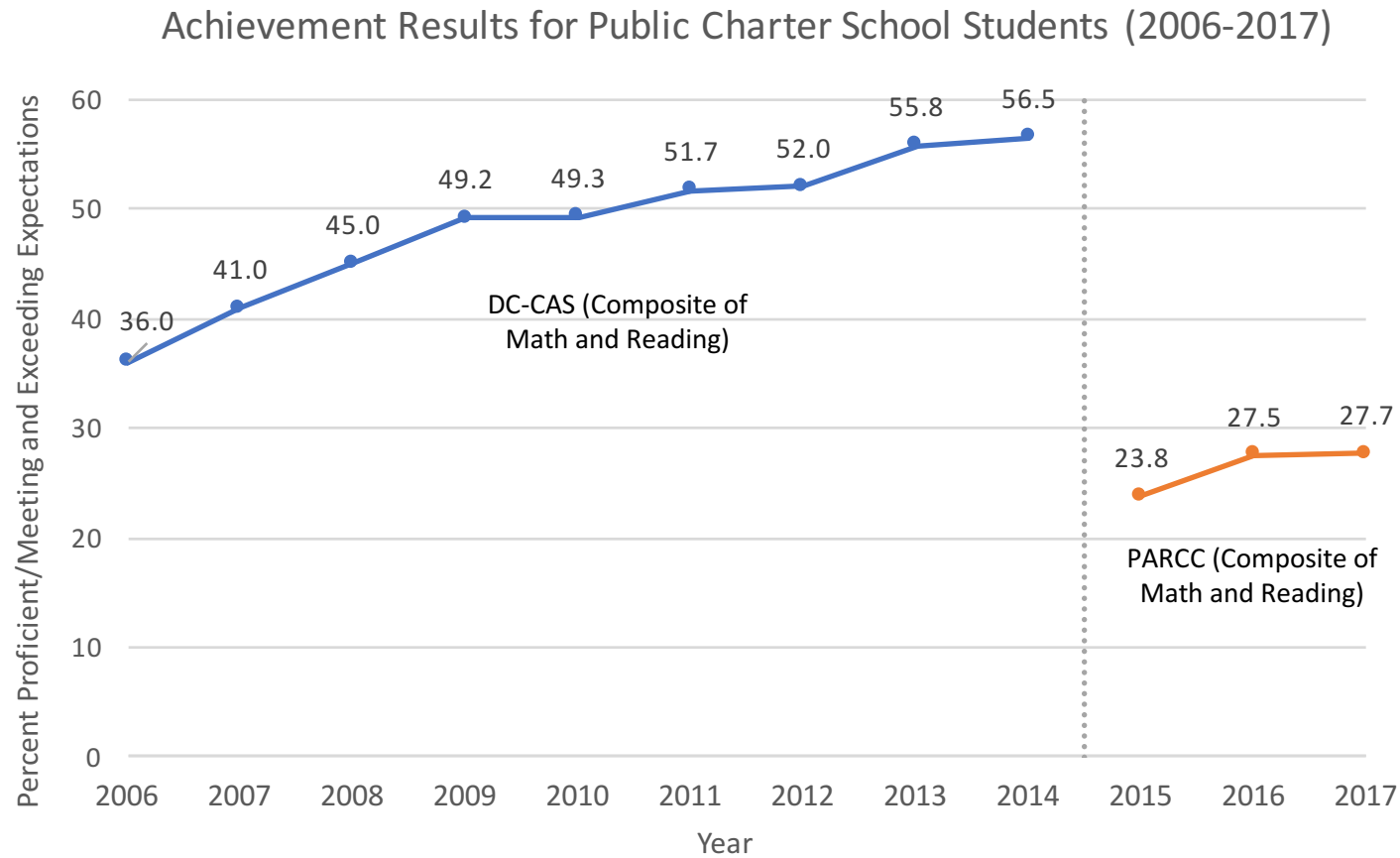


PARCC 2016-2017 RESULTS FOR DC PUBLIC CHARTER SCHOOLS

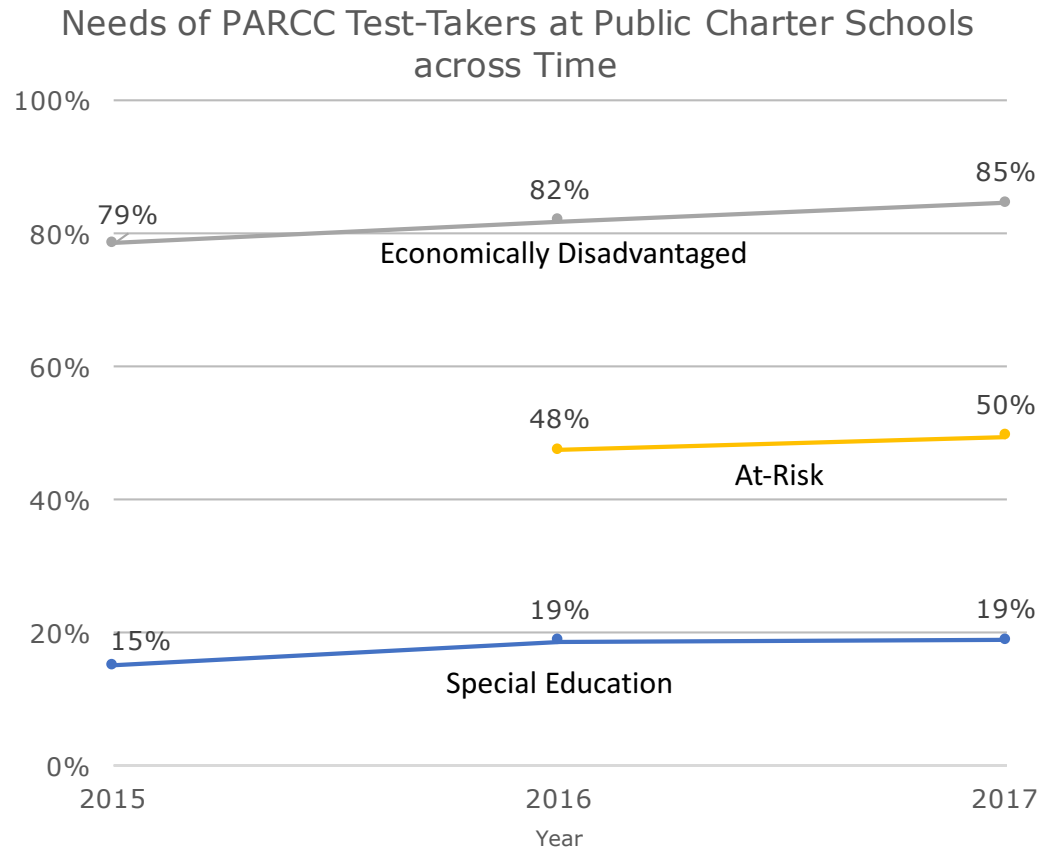


August 17, 2017

Public Charter School Student Achievement Increases Annually



Public Charter School Enrollment of Economically Disadvantaged, At-Risk and Special Education Students Continues to Rise



Top performing public charter schools

Grades 3-8: ELA

Grades 3-8 Public Charter Schools Above State Average (all grades, 4+) in ELA (30%)

Campus	Primary Ward	2016 PMF Tier	ELA (4+)
Washington Latin PCS - Middle School	Ward 4	1	65%
Latin American Montessori Bilingual PCS	Ward 4	1	58%
Washington Yu Ying PCS	Ward 5	1	58%
BASIS DC PCS	Ward 2	1	57%
District of Columbia International School	Ward 4	1	55%
DC Prep PCS - Edgewood Middle School	Ward 5	1	54%
Inspired Teaching Demonstration PCS	Ward 5	2	50%



Top performing public charter schools

Grades 3-8: Math

Grades 3-8 Public Charter Schools Above State Average (all grades, 4+) in Math (27%)

Campus	Primary Ward	2016 PMF Tier	Math (4+)
KIPP DC - Promise Academy PCS	Ward 7	1	74%
KIPP DC - Heights Academy PCS	Ward 8	1	65%
KIPP DC - Spring Academy PCS	Ward 5	2	65%
KIPP DC - Lead Academy PCS	Ward 6	2	61%
DC Prep PCS - Edgewood Middle School	Ward 5	1	57%
BASIS DC PCS	Ward 2	1	57%
Early Childhood Academy PCS	Ward 8	1	54%
Washington Latin PCS - Middle School	Ward 4	1	53%
DC Prep PCS - Edgewood Elementary School	Ward 5	1	53%
Friendship PCS - Chamberlain Elementary School	Ward 6	1	53%
Washington Yu Ying PCS	Ward 5	1	51%



Most improved public charter schools

Grades 3-8

Improvement for Grades 3-8 in ELA and Math Meeting Expectations and Above (4+)						
Campus	Primary Ward	2016 PMF Tier	Met Expectations and Above (4+)	ELA	Math	
				Improvements in Met Expectations and Above (4+)	Met Expectations and Above (4+)	Improvements in Met Expectations and Above (4+)
E.L. Haynes PCS - Elementary School	Ward 4	1	41%	9 p.p.	47%	7 p.p.
Eagle Academy PCS - Capitol Riverfront	Ward 6	1	43%	10 p.p.	43%	18 p.p.
Friendship PCS - Chamberlain Elementary School	Ward 6	1	30%	7 p.p.	53%	14 p.p.
Shining Stars Montessori Academy PCS	Ward 5	2	43%	24 p.p.	29%	14 p.p.
Center City PCS - Shaw	Ward 6	1	33%	7 p.p.	36%	6 p.p.
KIPP DC - AIM Academy PCS	Ward 8	2	29%	5 p.p.	30%	10 p.p.
Center City PCS - Trinidad	Ward 5	3	19%	6 p.p.	19%	11 p.p.

Note: Schools are included on this list of most improved if they have a gain of 5 percentage points (p.p.) or more in both subject tests.



Top performing and most improved public charter High Schools

Public Charter High Schools Above State Average (all grades, 4+) ELA (30%) and Math (27%)

Campus	Primary Ward	2016 PMF Tier	ELA (4+)	Math (4+)
BASIS DC PCS	Ward 2	1	71%	75%
Washington Latin PCS - Upper School	Ward 4	1	71%	46%

Improvement for High School in ELA and Math Meeting Expectations and Above (4+)

Campus	ELA				Math	
	Primary Ward	2016 PMF Tier	Met Expectations and Above (4+)	Improvements in Met Expectations and Above (4+)	Met Expectations and Above (4+)	Improvements in Met Expectations and Above (4+)
Washington Latin PCS - Upper School	Ward 4	1	71%	20 p.p.	46%	20 p.p.
E.L. Haynes PCS - High School	Ward 4	2	31%	18 p.p.	20%	9 p.p.

Note: Schools are included on this list of most improved if they have a gain of 5 percentage points (p.p.) or more in both subject tests.

