

YouthBuild PCS

3014 14th Street NW
Washington, DC 20009

202-319-0141
www.youthbuildpcs.org

	TIER
2016	2
2015	2

School Profile (2016–17)

Board Chair

Mark Jordan

Head of School

Andrew Touchette

Programs Offered

Day classes

- Dual Enrollment
- Construction Education
- Child Development Associate
- Computer Skills

Ages Served

Serves ages 16 to 24

First School Year

2005–06

Diplomas Offered

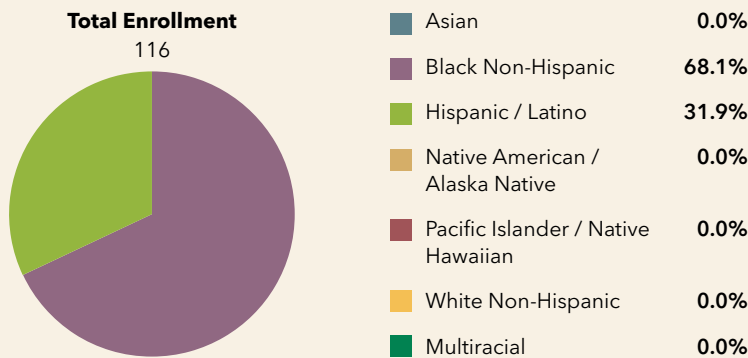
- English GED
- Spanish GED

Adult Education Tier Explanations

- 1 High Performing**
(At least 65.0% in all categories)
- 2 Mid Performing**
(At least 35.0% in all categories)
- 3 Low Performing**
(34.9% or below in any categories)

For schools serving adult populations, DC PCSB uses the **Adult Education Performance Management Framework (PMF)** to assess school-wide academic performance. Schools are rated by tiers: **Tier 1** schools meet standards of high performance **Tier 2** schools fall short of high performance standards but meet minimum overall performance standards **Tier 3** schools fall significantly short of high performance in one or more category, showing inadequate performance.

Student Demographics (2015–16)



A Note from the School

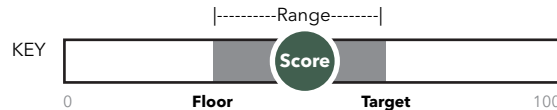
YouthBuild PCS is an alternative school for young adults ages 16-24. YouthBuild PCS seeks to transform students' lives by re-engaging them in education in a non traditional school environment. YouthBuild PCS prepares students for post-secondary education and the workplace by offering academic, vocational, and workforce development programs in English and Spanish. YouthBuild PCS believes that service to the community is an essential part of the transformative process. Students serve their community through volunteer projects and by creating housing for low-income residents in the Washington, DC, metropolitan area.

YouthBuild PCS

2016 School Quality Report

(2015–16)

Adult Education



Weighted Score

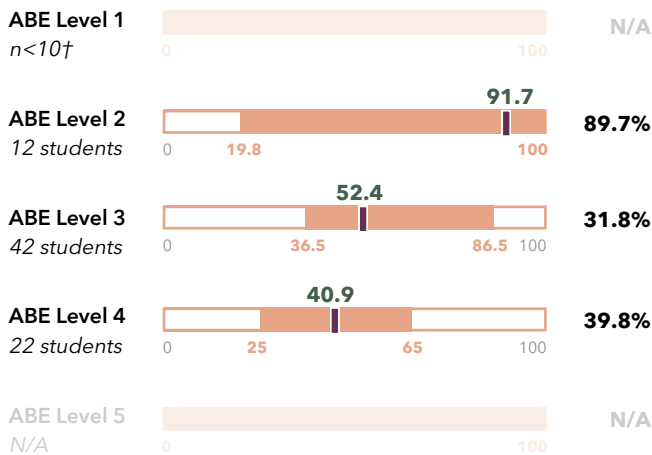
Student Progress: Improvement of One or More NRS* Levels

47.7%

Adult Basic Education (ABE) Performance

Weighted ABE Score: 44.0%

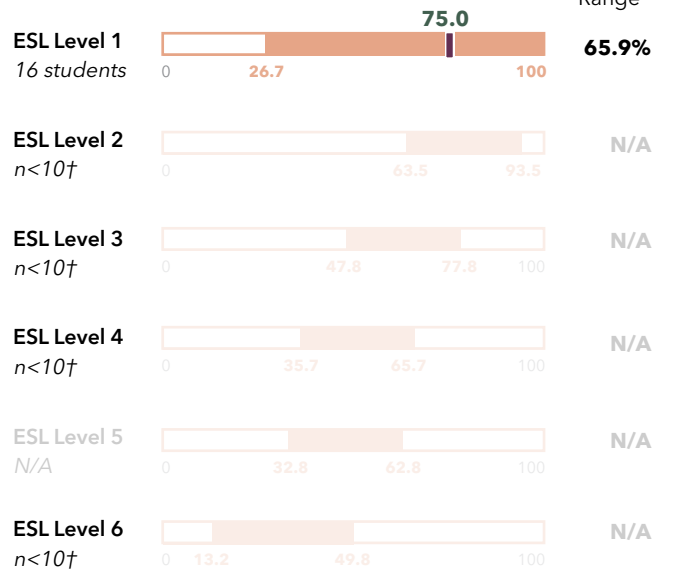
Percent of Range



English as a Second Language (ESL) Performance

Weighted ESL Score: 61.4%

Percent of Range



* National Reporting System

† Levels with results less than 10 students are not displayed but still included in the final score.

Student Achievement: GED or NEDP Attainment **

80.0%

Obtained Secondary Credential

15 students attempted a secondary diploma



College and Career Readiness: Employment and Postsecondary Outcomes

85.3%

Entered Employment or Entered Postsecondary

34 students responded to the survey, Survey Response Rate: 68.0%†



Retained Employment or Entered Postsecondary

25 students responded to the survey, Survey Response Rate: 67.6%†



Entered Postsecondary (Prior Program Year)

N/A

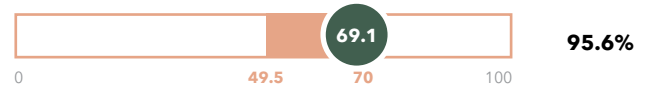


Leading Indicators: Predictors of Future Student Progress and Achievement

97.8%

Attendance

In-seat attendance



Retention

Percent of students who were enrolled at the school who took both an academic pre-test and post-test



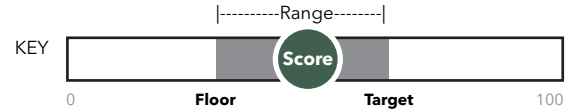
TIER 2

YouthBuild PCS

2016 School Quality Report

(2015–16)

Adult Education



Mission Specific Goals: Progress on programming unique to the school's mission

HBI PACT Certification

Percentage of students enrolled in the HBI PACT course completing the school year who earn the HBI PACT certification



Community Service Hours

Percentage of students enrolled in the construction program completing the school year who complete 100 hours of community service through volunteer projects working to create housing for low-income residents in the Washington, DC area



**General Education Development (GED) or National External Diploma Program (NEDP).
‡ Percent of students successfully contacted via Career and College Readiness Surveys by the school.