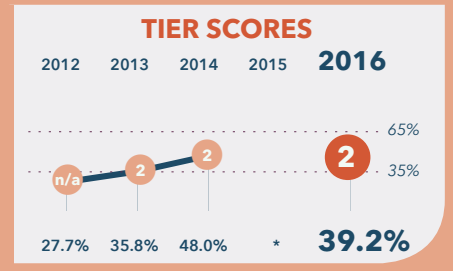




# Richard Wright PCS for Journalism and Media Arts

770 M Street SE  
Washington, DC 20003

202-388-1011  
www.richardwrightpcs.org



## School Profile (2016–17)


### Board Chair

Gregory Adams

### Head of School & CEO

Marco Clark, Ph.D.

### Grades Served



### First School Year

2011-12

## Tier Explanations

- 1 High Performing** (65.0% - 100.0%)
- 2 Mid Performing** (35.0% - 64.9%)
- 3 Low Performing** (0.0% - 34.9%)

For schools serving grades PK-12, DC PCSB uses the **Performance Management Framework (PMF)** to assess school-wide academic performance. Schools are rated by tiers: **Tier 1** schools meet standards of high performance; **Tier 2** schools fall short of high performance standards but meet minimum overall performance standards; and **Tier 3** schools fall significantly short of high performance standards, showing inadequate performance. \* Due to the change in the state assessment, DC PCSB did not score or tier in 2014-15. Growth data was unavailable in 2014-15 and 2015-16.

## Student Demographics (2015–16)

Total Enrollment  
285



Asian	0.0%
Black Non-Hispanic	99.0%
Hispanic / Latino	1.1%
Native American / Alaska Native	0.0%
Pacific Islander / Native Hawaiian	0.0%
White Non-Hispanic	0.0%
Multiracial	0.0%

**English Language Learner**  
0.0%

**Economically Disadvantaged**  
>60%\*

**Special Education**  
19.3%

**At-Risk Population**  
70.9%

\* Community Eligible Schools serve at least 60% low-income students and offer free school meals to all students.

## A Note from the School

The mission of Richard Wright PCS for Journalism and Media Arts is to transform students in grades 8-12 into well-versed media contributors by providing a student-centered environment that connects them to the classics and modern languages, and a curriculum focused on strong writing skills and vocabulary.

# Richard Wright PCS for Journalism and Media Arts

## 2016 School Quality Report

(2015–16)

### Grades Measured: 8-12



Points Earned  
out of  
Points Possible

Percent of  
Possible  
Points

#### Student Progress (0 points): Academic Improvement Over Time

##### Growth on the state assessment in English Language Arts

Data not available for 2015-16




0.0 out of 0.0

N/A

##### Growth on the state assessment in mathematics

Data not available for 2015-16



0.0 out of 0.0

N/A

#### Student Achievement (25 points): Approaching, Meeting or Exceeding College and Career Ready Standards

##### PARCC: English Language Arts

Approaching College and Career Ready and Above



2.7 out of 7.5

36.0%

College and Career Ready



1.2 out of 5.0

24.0%

##### PARCC: Mathematics

Approaching College and Career Ready and Above



2.7 out of 7.5

36.0%

College and Career Ready



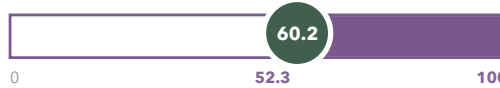
0.9 out of 5.0

18.0%

#### Gateway (35 points): Outcomes Aligned to College and Career Readiness

##### Graduation Rate

Four-Year Graduation Rate



0.5 out of 3.0

16.7%

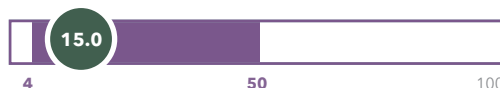
Five-Year Graduation Rate



0.2 out of 4.5

4.4%

##### PSAT Performance (11th grade)



1.8 out of 7.5

24.0%

##### SAT/ACT Performance (12th grade)



2.5 out of 7.5

33.3%

##### College Acceptance Rate



7.5 out of 7.5

100.0%

##### College Readiness: Advanced Placement/International Baccalaureate/Dual Enrollment Achievement



0.2 out of 5.0

4.0%

##### Career Readiness: Career and Technical Education (CTE) Program Achievement

CTE Program of Study Completion Rate



0.0 out of 0.0

N/A

CTE Certification Exam Pass Rate



0.0 out of 0.0

N/A

# Richard Wright PCS for Journalism and Media Arts

## 2016 School Quality Report

(2015–16)

**Grades Measured: 8-12**



Points Earned  
out of  
Points Possible

Percent of  
Possible  
Points

### School Environment (25 points): Predictors of Future Student Progress and Achievement

#### Attendance

In-seat attendance



**7.6** out of 10.0

**76.0%**

#### Re-enrollment

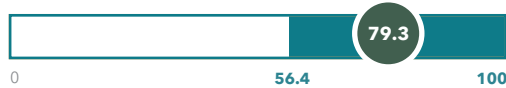
Percent of students eligible to re-enroll



**2.9** out of 10.0

**29.0%**

#### 9th Grade on Track to Graduate



**2.6** out of 5.0

**52.0%**

**TOTAL SCORE**

**TIER 2**

**33.3** out of 85.0

**39.2%**