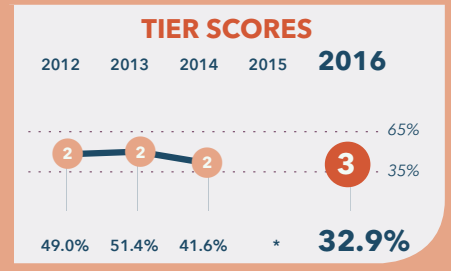


National Collegiate Preparatory Public Charter High School

4600 Livingston Road SE
Washington, DC 20032

202-832-7737
www.nationalprepdc.org



School Profile (2016–17)

Board Chair

Ty Johnson

Founder & Executive Director

Jennifer Ross, MSW, LCSW

Principal

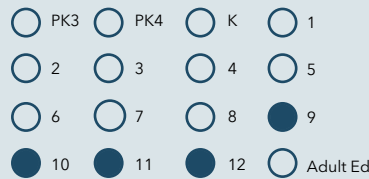
Cordelia Postell

First School Year

2009-10

Grades Served

● Current Grades ● Future Grades




Tier Explanations

- 1 High Performing**
(65.0% - 100.0%)
- 2 Mid Performing**
(35.0% - 64.9%)
- 3 Low Performing**
(0.0% - 34.9%)

For schools serving grades PK-12, DC PCSB uses the **Performance Management Framework (PMF)** to assess school-wide academic performance. Schools are rated by tiers: **Tier 1** schools meet standards of high performance; **Tier 2** schools fall short of high performance standards but meet minimum overall performance standards; and **Tier 3** schools fall significantly short of high performance standards, showing inadequate performance. * Due to the change in the state assessment, DC PCSB did not score or tier in 2014-15. Growth data was unavailable in 2014-15 and 2015-16.

Student Demographics (2015–16)

Total Enrollment
280



Asian	0.0%
Black Non-Hispanic	100.0%
Hispanic / Latino	0.0%
Native American / Alaska Native	0.0%
Pacific Islander / Native Hawaiian	0.0%
White Non-Hispanic	0.0%
Multiracial	0.0%

English Language Learner
0.0%

Economically Disadvantaged
>60%*

Special Education
22.1%

At-Risk Population
72.1%

* Community Eligible Schools serve at least 60% low-income students and offer free school meals to all students.

A Note from the School

The mission of National Collegiate Preparatory PCHS is to provide a rigorous 9th-12th grade standards-based college preparatory curriculum, to offer an interdisciplinary curriculum that integrates international studies themes across the academic curriculum that would offer an opportunity for an International Baccalaureate education, and to prepare our students to be self-directed, life-long learners equipped to be engaged 21st-century citizens of their school, community, and country, and the world. National Collegiate Preparatory PCHS is an internationally and nationally accredited high school in Ward 8. Our goal is for our students to be prepared academically and socially when they enter college.

National Collegiate Preparatory Public Charter High School

2016 School Quality Report

(2015–16)

Grades Measured: 9–12



Points Earned
out of
Points Possible

Percent of
Possible
Points

Student Progress (0 points): Academic Improvement Over Time

Growth on the state assessment in English Language Arts

Data not available for 2015–16



0.0 out of 0.0

N/A

Growth on the state assessment in mathematics

Data not available for 2015–16



0.0 out of 0.0

N/A

Student Achievement (25 points): Approaching, Meeting or Exceeding College and Career Ready Standards

PARCC: English Language Arts

Approaching College and Career Ready and Above



3.8 out of 7.5

50.7%

College and Career Ready



1.8 out of 5.0

36.0%

PARCC: Mathematics

Approaching College and Career Ready and Above



2.3 out of 7.5

30.7%

College and Career Ready



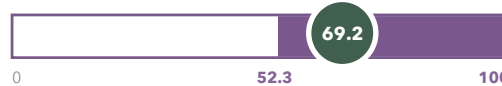
0.0 out of 5.0

0.0%

Gateway (35 points): Outcomes Aligned to College and Career Readiness

Graduation Rate

Four-Year Graduation Rate (Prior Year)



1.1 out of 3.0

36.7%

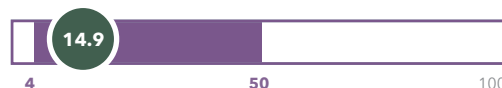
Five-Year Graduation Rate



1.5 out of 4.5

33.3%

PSAT Performance (11th grade)



1.8 out of 7.5

24.0%

SAT/ACT Performance (12th grade)



0.5 out of 7.5

6.7%

College Acceptance Rate



7.1 out of 7.5

94.7%

College Readiness: Advanced Placement/International Baccalaureate/Dual Enrollment Achievement



1.2 out of 5.0

24.0%

Career Readiness: Career and Technical Education (CTE) Program Achievement

CTE Program of Study Completion Rate



0.0 out of 0.0

N/A

CTE Certification Exam Pass Rate



0.0 out of 0.0

N/A

National Collegiate Preparatory Public Charter High School

2016 School Quality Report

(2015–16)

Grades Measured: 9–12



Points Earned
out of
Points Possible

Percent of
Possible
Points

School Environment (25 points): Predictors of Future Student Progress and Achievement

Attendance

In-seat attendance



3.4 out of 10.0

34.0%

Re-enrollment

Percent of students eligible to re-enroll



1.2 out of 10.0

12.0%

9th Grade on Track to Graduate



2.3 out of 5.0

46.0%

TOTAL SCORE

TIER 3

28.0 out of 85.0

32.9%