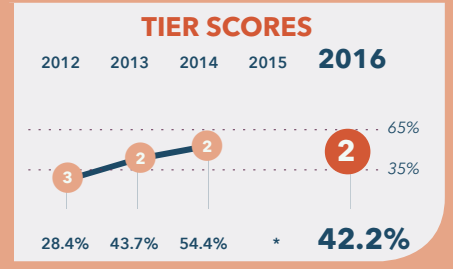


# IDEA PCS

1027 45th Street NE  
Washington, DC 20019

202-399-4750  
www.ideapcs.org



## School Profile (2016–17)

### Board Chair

Joanne Doddy Fort

### Executive Director

Justin Rydstrom

### Grades Served

● Current Grades ● Future Grades

○ PK3 ○ PK4 ○ K ○ 1

○ 2 ○ 3 ○ 4 ○ 5

○ 6 ○ 7 ○ 8 ● 9

● 10 ● 11 ● 12 ○ Adult Ed

### Principal

Lanette Bacchus

### First School Year

1998-99

## Tier Explanations

- 1 High Performing**  
(65.0% - 100.0%)
- 2 Mid Performing**  
(35.0% - 64.9%)
- 3 Low Performing**  
(0.0% - 34.9%)

For schools serving grades PK-12, DC PCSB uses the **Performance Management Framework (PMF)** to assess school-wide academic performance. Schools are rated by tiers: **Tier 1** schools meet standards of high performance; **Tier 2** schools fall short of high performance standards but meet minimum overall performance standards; and **Tier 3** schools fall significantly short of high performance standards, showing inadequate performance.  
\* Due to the change in the state assessment, DC PCSB did not score or tier in 2014-15. Growth data was unavailable in 2014-15 and 2015-16.

## Student Demographics (2015–16)

**Total Enrollment**  
281



Asian	0.0%
Black Non-Hispanic	97.5%
Hispanic / Latino	2.1%
Native American / Alaska Native	0.4%
Pacific Islander / Native Hawaiian	0.0%
White Non-Hispanic	0.0%
Multiracial	0.0%

**English Language Learner**  
1.8%

**Economically Disadvantaged**  
>60%\*

**Special Education**  
23.5%

**At-Risk Population**  
70.5%

\* Community Eligible Schools serve at least 60% low-income students and offer free school meals to all students.

## A Note from the School

Our mission at IDEA PCS is to prepare students with the academic, social, leadership, and occupational skills for post-secondary opportunities and to be responsible citizens who contribute to the community. IDEA is a small high school with strong, innovative options for our students, whether pursuing college, trade careers, or military service upon graduation. Our outstanding faculty provides rigorous academics designed to prepare students for college, including Advanced Placement, dual enrollment with University of the District of Columbia Community College, and Apex Learning online classes. In partnership with the DC Students Construction Trades Foundation, IDEA offers cutting-edge, hands-on vocational and architectural design training emphasizing green careers. IDEA's Army Junior Reserve Officers' Training Corps program helps students develop character and leadership. Our Microsoft Academy provides students with sought-after skills and certifications.

# IDEA PCS

## 2016 School Quality Report

(2015–16)

### Grades Measured: 9–12



Points Earned  
out of  
Points Possible

Percent of  
Possible  
Points

#### Student Progress (0 points): Academic Improvement Over Time

##### Growth on the state assessment in English Language Arts

Data not available for 2015–16



0.0 out of 0.0

N/A

##### Growth on the state assessment in mathematics

Data not available for 2015–16



0.0 out of 0.0

N/A

#### Student Achievement (25 points): Approaching, Meeting or Exceeding College and Career Ready Standards

##### PARCC: English Language Arts

Approaching College and Career Ready and Above



3.1 out of 7.5

41.3%

College and Career Ready



1.3 out of 5.0

26.0%

##### PARCC: Mathematics

Approaching College and Career Ready and Above



3.6 out of 7.5

48.0%

College and Career Ready



0.9 out of 5.0

18.0%

#### Gateway (35 points): Outcomes Aligned to College and Career Readiness

##### Graduation Rate

Four-Year Graduation Rate (Prior Year)



0.0 out of 3.0

0.0%

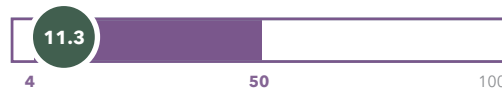
Five-Year Graduation Rate



0.0 out of 4.5

0.0%

##### PSAT Performance (11th grade)



1.2 out of 7.5

16.0%

##### SAT/ACT Performance (12th grade)



2.7 out of 7.5

36.0%

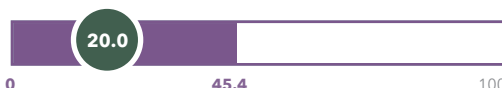
##### College Acceptance Rate



7.5 out of 7.5

100.0%

##### College Readiness: Advanced Placement/International Baccalaureate/Dual Enrollment Achievement



2.2 out of 5.0

44.0%

##### Career Readiness: Career and Technical Education (CTE) Program Achievement

CTE Program of Study Completion Rate



0.0 out of 0.0

N/A

CTE Certification Exam Pass Rate



0.0 out of 0.0

N/A

# IDEA PCS

## 2016 School Quality Report

(2015–16)

### Grades Measured: 9-12



Points Earned  
out of  
Points Possible

Percent of  
Possible  
Points

### School Environment (25 points): Predictors of Future Student Progress and Achievement

#### Attendance

In-seat attendance



**8.1** out of 10.0

**81.0%**

#### Re-enrollment

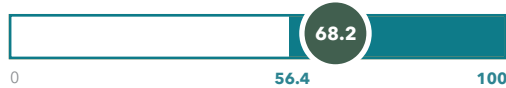
Percent of students eligible to re-enroll



**3.9** out of 10.0

**39.0%**

#### 9th Grade on Track to Graduate



**1.4** out of 5.0

**28.0%**

### TOTAL SCORE

TIER **2**

**35.9** out of 85.0

**42.2%**