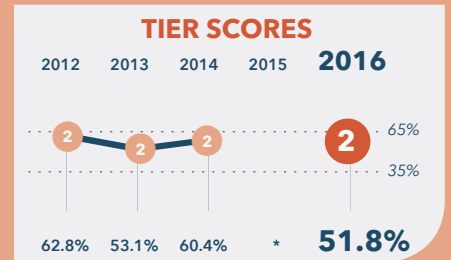


Friendship PCS - Collegiate Academy

4095 Minnesota Avenue NE
Washington, DC 20019

202-396-5500
www.friendshipschools.org



School Profile (2016-17)

Board Chair

Donald Hense

CEO

Patricia Brantley

Grades Served

● Current Grades ● Future Grades

○ PK3 ○ PK4 ○ K ○ 1

○ 2 ○ 3 ○ 4 ○ 5

○ 6 ○ 7 ○ 8 ● 9

● 10 ● 11 ● 12 ○ Adult Ed

Is part of a PK-12 network.

Acting Principal

Mary Dunnock

First School Year

2000-01

Tier Explanations

- 1 High Performing**
(65.0% - 100.0%)
- 2 Mid Performing**
(35.0% - 64.9%)
- 3 Low Performing**
(0.0% - 34.9%)

For schools serving grades PK-12, DC PCSB uses the **Performance Management Framework (PMF)** to assess school-wide academic performance. Schools are rated by tiers: **Tier 1** schools meet standards of high performance; **Tier 2** schools fall short of high performance standards but meet minimum overall performance standards; and **Tier 3** schools fall significantly short of high performance standards, showing inadequate performance.
* Due to the change in the state assessment, DC PCSB did not score or tier in 2014-15. Growth data was unavailable in 2014-15 and 2015-16.

Student Demographics (2015-16)

Total Enrollment
810



Asian	0.0%
Black Non-Hispanic	99.9%
Hispanic / Latino	0.1%
Native American / Alaska Native	0.0%
Pacific Islander / Native Hawaiian	0.0%
White Non-Hispanic	0.0%
Multiracial	0.0%

English Language Learner
0.2%

Economically Disadvantaged
>60%*

Special Education
21.5%

At-Risk Population
61.7%

* Community Eligible Schools serve at least 60% low-income students and offer free school meals to all students.

A Note from the School

Friendship PCS's mission is to provide a world-class education that motivates students to achieve high academic standards, enjoy learning, and develop as ethical, literate, well-rounded, and self-sufficient citizens who contribute actively to their communities. Collegiate Academy offers a rigorous program of study in which students can earn college credit and take Advanced Placement courses starting in 9th grade. Its extensive range of extracurricular activities includes robotics, a robust performing arts program, athletics, and well-known marching band. Collegiate students have received the prestigious Posse scholarship and to date have garnered more than \$59 million in college scholarships. Students are supported by Alumni Affairs staff while in college.

Friendship PCS - Collegiate Academy

2016 School Quality Report

(2015-16)

Grades Measured: 9-12



Points Earned
out of
Points Possible

Percent of
Possible
Points

Student Progress (0 points): Academic Improvement Over Time

Growth on the state assessment in English Language Arts

Data not available for 2015-16



0.0 out of 0.0

N/A

Growth on the state assessment in mathematics

Data not available for 2015-16



0.0 out of 0.0

N/A

Student Achievement (25 points): Approaching, Meeting or Exceeding College and Career Ready Standards

PARCC: English Language Arts

Approaching College and Career Ready and Above



2.2 out of 7.5

29.3%

College and Career Ready



0.7 out of 5.0

14.0%

PARCC: Mathematics

Approaching College and Career Ready and Above



1.3 out of 7.5

17.3%

College and Career Ready



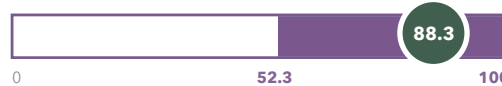
0.4 out of 5.0

8.0%

Gateway (35 points): Outcomes Aligned to College and Career Readiness

Graduation Rate

Four-Year Graduation Rate (Prior Year)



2.3 out of 3.0

76.7%

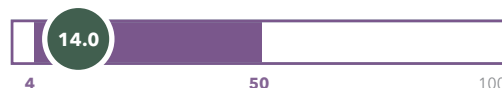
Five-Year Graduation Rate



3.3 out of 4.5

73.3%

PSAT Performance (11th grade)



1.6 out of 7.5

21.3%

SAT/ACT Performance (12th grade)



2.4 out of 7.5

32.0%

College Acceptance Rate



7.4 out of 7.5

98.7%

College Readiness: Advanced Placement/International Baccalaureate/Dual Enrollment Achievement



2.7 out of 5.0

54.0%

Career Readiness: Career and Technical Education (CTE) Program Achievement

CTE Program of Study Completion Rate



0.0 out of 0.0

N/A

CTE Certification Exam Pass Rate



0.0 out of 0.0

N/A

Friendship PCS - Collegiate Academy

2016 School Quality Report

(2015-16)

Grades Measured: 9-12



Points Earned
out of
Points Possible

Percent of
Possible
Points

School Environment (25 points): Predictors of Future Student Progress and Achievement

Attendance

In-seat attendance



10.0 out of 10.0

100.0%

Re-enrollment

Percent of students eligible to re-enroll



7.4 out of 10.0

74.0%

9th Grade on Track to Graduate



2.3 out of 5.0

46.0%

TOTAL SCORE

TIER 2

44.0 out of 85.0

51.8%