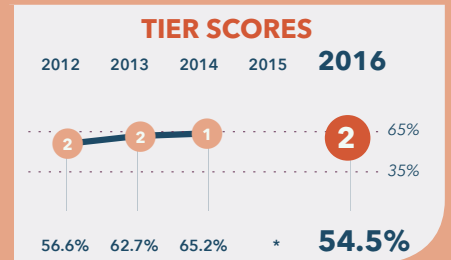


# César Chávez PCS for Public Policy - Parkside High School

3701 Hayes Street NE  
Washington, DC 20019

202-398-2230  
www.chavezschools.org



## School Profile (2016–17)

### Board Co-Chairs

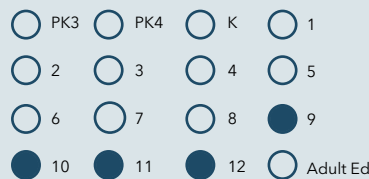
Sulee Stinson Clay  
Rick Torres

### Principal

William Massey

### Grades Served

● Current Grades ● Future Grades



Is part of a 6-12 network.

### First School Year

2004-05

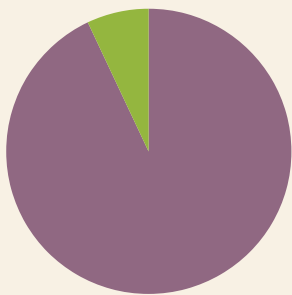
## Tier Explanations

- 1 High Performing**  
(65.0% - 100.0%)
- 2 Mid Performing**  
(35.0% - 64.9%)
- 3 Low Performing**  
(0.0% - 34.9%)

For schools serving grades PK-12, DC PCSB uses the **Performance Management Framework (PMF)** to assess school-wide academic performance. Schools are rated by tiers: **Tier 1** schools meet standards of high performance; **Tier 2** schools fall short of high performance standards but meet minimum overall performance standards; and **Tier 3** schools fall significantly short of high performance standards, showing inadequate performance.  
\* Due to the change in the state assessment, DC PCSB did not score or tier in 2014-15. Growth data was unavailable in 2014-15 and 2015-16.

## Student Demographics (2015–16)

Total Enrollment  
374



Asian	0.0%
Black Non-Hispanic	92.8%
Hispanic / Latino	7.2%
Native American / Alaska Native	0.0%
Pacific Islander / Native Hawaiian	0.0%
White Non-Hispanic	0.0%
Multiracial	0.0%

**English Language Learner**  
2.1%

**Economically Disadvantaged**  
>60%\*

**Special Education**  
12.6%

**At-Risk Population**  
65.7%

\* Community Eligible Schools serve at least 60% low-income students and offer free school meals to all students.

## A Note from the School

César Chávez PCS for Public Policy provides a high-quality public school option for students residing in the District of Columbia. Chávez Schools prepare students for success in competitive colleges and empower scholars to use public policy to create a more just, free, and equal world. At Chávez Schools, we are committed to continual improvement of the school design, innovation of practice, pushing the boundaries of teaching and learning. Our goal is to graduate students who are creative, innovative, entrepreneurial, and ready for the 21st-century workforce. With campus locations in the Capitol Hill, Columbia Heights, and Parkside communities, Chávez Schools currently serve over 1,400 students in grades 6-12.

# César Chávez PCS for Public Policy - Parkside High School

## 2016 School Quality Report

(2015–16)

### Grades Measured: 9–12



Points Earned  
out of  
Points Possible

Percent of  
Possible  
Points

### Student Progress (0 points): Academic Improvement Over Time

#### Growth on the state assessment in English Language Arts

Data not available for 2015–16



0.0 out of 0.0

N/A

#### Growth on the state assessment in mathematics

Data not available for 2015–16



0.0 out of 0.0

N/A

### Student Achievement (25 points): Approaching, Meeting or Exceeding College and Career Ready Standards

#### PARCC: English Language Arts

Approaching College and Career Ready and Above



3.6 out of 7.5

48.0%

College and Career Ready



1.6 out of 5.0

32.0%

#### PARCC: Mathematics

Approaching College and Career Ready and Above



1.7 out of 7.5

22.7%

College and Career Ready



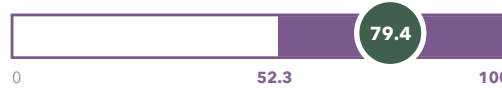
0.1 out of 5.0

2.0%

### Gateway (35 points): Outcomes Aligned to College and Career Readiness

#### Graduation Rate

Four-Year Graduation Rate (Prior Year)



1.7 out of 3.0

56.7%

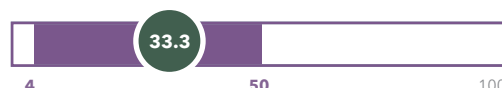
Five-Year Graduation Rate



2.4 out of 4.5

53.3%

#### PSAT Performance (11th grade)



4.8 out of 7.5

64.0%

#### SAT/ACT Performance (12th grade)



3.9 out of 7.5

52.0%

#### College Acceptance Rate



7.5 out of 7.5

100.0%

#### College Readiness: Advanced Placement/International Baccalaureate/Dual Enrollment Achievement



1.7 out of 5.0

34.0%

#### Career Readiness: Career and Technical Education (CTE) Program Achievement

CTE Program of Study Completion Rate



0.0 out of 0.0

N/A

CTE Certification Exam Pass Rate



0.0 out of 0.0

N/A

# César Chávez PCS for Public Policy - Parkside High School

## 2016 School Quality Report

(2015–16)

**Grades Measured: 9–12**



Points Earned  
out of  
Points Possible

Percent of  
Possible  
Points

### School Environment (25 points): Predictors of Future Student Progress and Achievement

#### Attendance

In-seat attendance



**8.2** out of 10.0

**82.0%**

#### Re-enrollment

Percent of students eligible to re-enroll



**5.5** out of 10.0

**55.0%**

#### 9th Grade on Track to Graduate



**3.6** out of 5.0

**72.0%**

**TOTAL SCORE**

**TIER 2**

**46.3** out of 85.0

**54.5%**