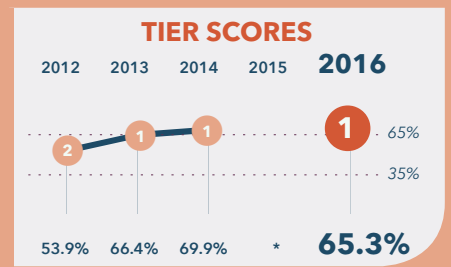


Capital City PCS - High School

100 Peabody Street NW
Washington, DC 20011

202-808-9800
www.cpcs.org



School Profile (2016-17)

Board Chair

Jean-Claude Brizard

Head of School

Karen Dresden

Grades Served

● Current Grades ● Future Grades

○ PK3 ○ PK4 ○ K ○ 1

○ 2 ○ 3 ○ 4 ○ 5

○ 6 ○ 7 ○ 8 ● 9

● 10 ● 11 ● 12 ○ Adult Ed

Is part of a PK-12 network.

Principal

Belicia Reaves

First School Year

2008-09

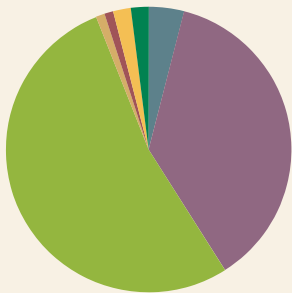
Tier Explanations

- 1 High Performing**
(65.0% - 100.0%)
- 2 Mid Performing**
(35.0% - 64.9%)
- 3 Low Performing**
(0.0% - 34.9%)

For schools serving grades PK-12, DC PCSB uses the **Performance Management Framework (PMF)** to assess school-wide academic performance. Schools are rated by tiers: **Tier 1** schools meet standards of high performance; **Tier 2** schools fall short of high performance standards but meet minimum overall performance standards; and **Tier 3** schools fall significantly short of high performance standards, showing inadequate performance.
* Due to the change in the state assessment, DC PCSB did not score or tier in 2014-15. Growth data was unavailable in 2014-15 and 2015-16.

Student Demographics (2015-16)

Total Enrollment
333



Asian	3.9%
Black Non-Hispanic	37.8%
Hispanic / Latino	54.4%
Native American / Alaska Native	0.3%
Pacific Islander / Native Hawaiian	0.6%
White Non-Hispanic	1.5%
Multiracial	1.5%

English Language Learner
12.0%

Economically Disadvantaged
82.9%

Special Education
19.8%

At-Risk Population
46.8%

A Note from the School

Capital City is recognized as a national model for innovation and excellence. Founded in 2000, Capital City PCS offers a rigorous, engaging program through the EL Education model to students in grades PK-12. Students participate in learning expeditions: long-term, in-depth investigations of compelling topics with authentic research, fieldwork, and service, resulting in high-quality products. A whole child approach incorporates a dynamic social curriculum, creative arts integration, and fitness/wellness programs. Capital City has an inclusive, diverse environment, including low student-teacher ratios and instruction tailored to individualized learning. Comprehensive and ongoing college counseling support is provided to all students while in high school and through our alumni outreach program. A robust array of after school activities includes competitive sports and arts programs. The entire school is located in a renovated facility with a full gym, library, garden, athletic fields, Makerspace, and theatre.

Capital City PCS - High School

2016 School Quality Report

(2015-16)

Grades Measured: 9-12



Points Earned
out of
Points Possible

Percent of
Possible
Points

Student Progress (0 points): Academic Improvement Over Time

Growth on the state assessment in English Language Arts

Data not available for 2015-16



0.0 out of 0.0

N/A

Growth on the state assessment in mathematics

Data not available for 2015-16



0.0 out of 0.0

N/A

Student Achievement (25 points): Approaching, Meeting or Exceeding College and Career Ready Standards

PARCC: English Language Arts

Approaching College and Career Ready and Above



4.3 out of 7.5

57.3%

College and Career Ready



2.1 out of 5.0

42.0%

PARCC: Mathematics

Approaching College and Career Ready and Above



3.2 out of 7.5

42.7%

College and Career Ready



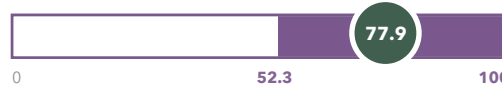
1.0 out of 5.0

20.0%

Gateway (35 points): Outcomes Aligned to College and Career Readiness

Graduation Rate

Four-Year Graduation Rate (Prior Year)



1.6 out of 3.0

53.3%

Five-Year Graduation Rate



2.5 out of 4.5

55.6%

PSAT Performance (11th grade)



6.3 out of 7.5

84.0%

SAT/ACT Performance (12th grade)



4.9 out of 7.5

65.3%

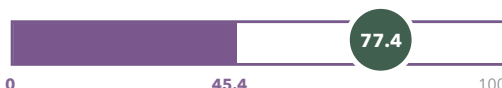
College Acceptance Rate



7.5 out of 7.5

100.0%

College Readiness: Advanced Placement/International Baccalaureate/Dual Enrollment Achievement



5.0 out of 5.0

100.0%

Career Readiness: Career and Technical Education (CTE) Program Achievement

CTE Program of Study Completion Rate



0.0 out of 0.0

N/A

CTE Certification Exam Pass Rate



0.0 out of 0.0

N/A

Capital City PCS - High School

2016 School Quality Report

(2015-16)

Grades Measured: 9-12



Points Earned
out of
Points Possible

Percent of
Possible
Points

School Environment (25 points): Predictors of Future Student Progress and Achievement

Attendance

In-seat attendance



7.0 out of 10.0

70.0%

Re-enrollment

Percent of students eligible to re-enroll



8.3 out of 10.0

83.0%

9th Grade on Track to Graduate



1.8 out of 5.0

36.0%

TOTAL SCORE

TIER 1

55.5 out of 85.0

65.3%