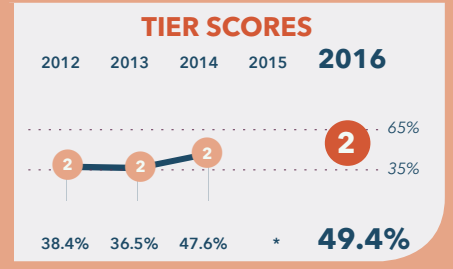


City Arts & Prep PCS (formerly known as William E. Doar, Jr. PCS)

705 Edgewood Street NE
Washington, DC 20017

202-269-4646
www.wedjschool.us



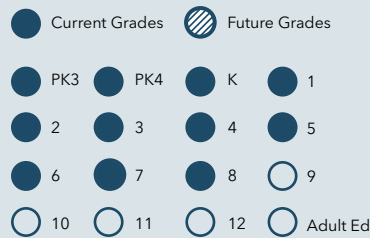
School Profile (2016-17)

Board Chair
Joyce Warner

Interim Executive Director
Andrew Kirkland

First School Year
2004-05

Grades Served



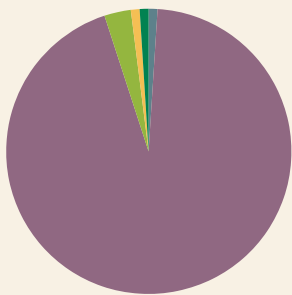
Tier Explanations

- 1 High Performing**
(65.0% - 100.0%)
- 2 Mid Performing**
(35.0% - 64.9%)
- 3 Low Performing**
(0.0% - 34.9%)

For schools serving grades PK-12, DC PCSB uses the **Performance Management Framework (PMF)** to assess school-wide academic performance. Schools are rated by tiers: **Tier 1** schools meet standards of high performance; **Tier 2** schools fall short of high performance standards but meet minimum overall performance standards; and **Tier 3** schools fall significantly short of high performance standards, showing inadequate performance.
* Due to the change in the state assessment, scores and tiers were not displayed in 2014-15.

Student Demographics (2015-16)

Total Enrollment
467



Asian	0.2%
Black Non-Hispanic	96.8%
Hispanic / Latino	2.6%
Native American / Alaska Native	0.0%
Pacific Islander / Native Hawaiian	0.0%
White Non-Hispanic	0.2%
Multiracial	0.2%

English Language Learner
3.2%

Economically Disadvantaged
>60%*

Special Education
10.1%

At-Risk Population
56.7%

* Community Eligible Schools serve at least 60% low-income students and offer free school meals to all students.

A Note from the School

City Arts & Prep Public Charter School will foster a safe, creative, enjoyable, and culturally sensitive learning environment for all students with the goal of providing a college preparatory curriculum in both academics and the performing arts to produce the next generation of leaders for America and the global society.

City Arts & Prep PCS (formerly known as William E. Doar, Jr. PCS)

2016 School Quality Report

(2015–16)

Grades Measured: PK3–8



Points Earned
out of
Points Possible

Percent of
Possible
Points

Student Progress (35 points): Academic Improvement Over Time

Growth on the state assessment in English Language Arts



9.2 out of 17.5

52.6%

Growth on the state assessment in mathematics



10.7 out of 17.5

61.1%

Student Achievement (25 points): Approaching, Meeting, or Exceeding College and Career Ready Standards

PARCC: English Language Arts

Approaching College and Career Ready and Above



3.6 out of 7.5

48.0%

College and Career Ready



1.8 out of 5.0

36.0%

PARCC: Mathematics

Approaching College and Career Ready and Above



3.2 out of 7.5

42.7%

College and Career Ready



1.4 out of 5.0

28.0%

Gateway (10 points): Outcomes in Key Subjects that Predict Future Educational Success (returning students)

3rd Grade English Language Arts

College and Career Ready



1.9 out of 5.0

38.0%

8th Grade Mathematics

College and Career Ready



3.1 out of 5.0

62.0%

School Environment (30 points): Predictors of Future Student Progress and Achievement

Attendance

In-seat attendance



5.0 out of 9.0

55.6%

Re-enrollment

Percent of students eligible to re-enroll



0.0 out of 9.0

0.0%

Teacher Interaction Observations: Classroom Assessment

Scoring System (CLASS)

Emotional Support



3.7 out of 4.0

92.5%

Classroom Organization



4.0 out of 4.0

100.0%

Instructional Support



1.8 out of 4.0

45.0%

TOTAL SCORE

TIER 2

49.4 out of 100

49.4%

City Arts & Prep PCS (formerly known as William E. Doar, Jr. PCS)

2016 School Quality Report

(2015–16)

Grades Measured: PK3–8



Additional Measures: Early Childhood Student Outcomes on School-Selected Assessments

PK Pre-Literacy: mCLASS:CIRCLE

Percent of students who met or exceeded the publisher's expectations for achievement at the end of the year



PK Math: mCLASS:CIRCLE

Percent of students who met or exceeded the publisher's expectations for achievement at the end of the year



K-2 Reading: mCLASS: Reading

Percent of students who met or exceeded the publisher's expectations for achievement at the end of the year



K-2 Math: mCLASS: Math

Percent of students who met or exceeded the publisher's expectations for achievement at the end of the year

