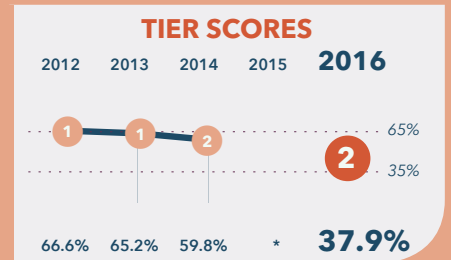


César Chávez PCS for Public Policy - Chávez Prep

770 Kenyon Street NW
Washington, DC 20010

202-723-3975
www.chavezschools.org

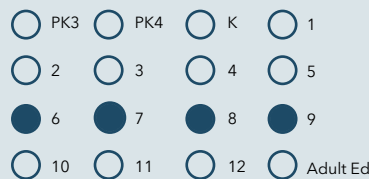


School Profile (2016-17)

Board Chair
Kathy Bihl

Principal
Kourtney Miller

Grades Served
 Current Grades Future Grades



First School Year
2007-08

Is part of a 6-12 network.

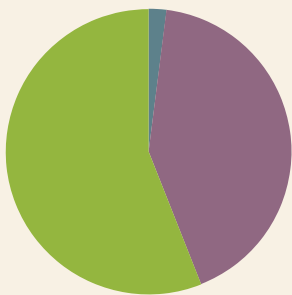
Tier Explanations

- 1 High Performing**
(65.0% - 100.0%)
- 2 Mid Performing**
(35.0% - 64.9%)
- 3 Low Performing**
(0.0% - 34.9%)

For schools serving grades PK-12, DC PCSB uses the **Performance Management Framework (PMF)** to assess school-wide academic performance. Schools are rated by tiers: **Tier 1** schools meet standards of high performance; **Tier 2** schools fall short of high performance standards but meet minimum overall performance standards; and **Tier 3** schools fall significantly short of high performance standards, showing inadequate performance.
* Due to the change in the state assessment, scores and tiers were not displayed in 2014-15.

Student Demographics (2015-16)

Total Enrollment
357



Asian	1.7%
Black Non-Hispanic	42.6%
Hispanic / Latino	55.7%
Native American / Alaska Native	0.0%
Pacific Islander / Native Hawaiian	0.0%
White Non-Hispanic	0.0%
Multiracial	0.0%

English Language Learner
26.9%

Economically Disadvantaged
>60%*

Special Education
12.6%

At-Risk Population
51.3%

* Community Eligible Schools serve at least 60% low-income students and offer free school meals to all students.

A Note from the School

César Chávez PCS for Public Policy provides a high-quality public school option for students residing in the District of Columbia. Chávez Schools prepare students for success in competitive colleges and empower scholars to use public policy to create a more just, free, and equal world. At Chávez Schools, we are committed to continual improvement of the school design, innovation of practice, pushing the boundaries of teaching and learning. Our goal is to graduate students who are creative, innovative, entrepreneurial, and ready for the 21st-century workforce. With campus locations in the Capitol Hill, Columbia Heights, and Parkside communities, Chávez Schools currently serve over 1,400 students in grades 6-12.

César Chávez PCS for Public Policy - Chávez Prep

2016 School Quality Report

(2015–16)

Grades Measured: 6–9



Points Earned
out of
Points Possible

Percent of
Possible
Points

Student Progress (40 points): Academic Improvement Over Time

Growth on the state assessment in English Language Arts



7.6 out of 20.0

38.0%

Growth on the state assessment in mathematics



6.2 out of 20.0

31.0%

Student Achievement (30 points): Approaching, Meeting, or Exceeding College and Career Ready Standards

PARCC: English Language Arts

Approaching College and Career Ready and Above



3.6 out of 9.0

40.0%

College and Career Ready



1.7 out of 6.0

28.3%

PARCC: Mathematics

Approaching College and Career Ready and Above



2.1 out of 9.0

23.3%

College and Career Ready



0.6 out of 6.0

10.0%

Gateway (10 points): Outcomes in Key Subjects that Predict Future Educational Success (returning students)

3rd Grade English Language Arts

College and Career Ready



0.0 out of 0.0

N/A

8th Grade Mathematics

College and Career Ready



2.1 out of 10.0

21.0%

School Environment (20 points): Predictors of Future Student Progress and Achievement

Attendance

In-seat attendance



7.5 out of 10.0

75.0%

Re-enrollment

Percent of students eligible to re-enroll



6.5 out of 10.0

65.0%

TOTAL SCORE

TIER 2

37.9 out of 100

37.9%