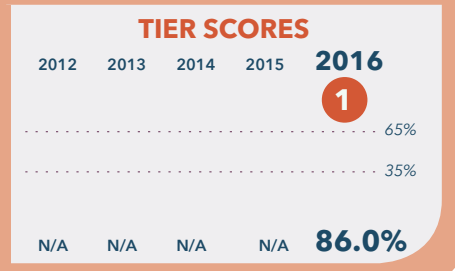


# Cedar Tree Academy PCS

701 Howard Road SE  
Washington, DC 20020

202-610-4193  
www.cedartree-dc.org



## School Profile (2016-17)

### Board Chair


Carla Bailey, Ph.D.

### Executive Director

LaTonya Henderson,  
Ed.D.

### Grades Served

● Current Grades    ● Future Grades



### First School Year

2001-02

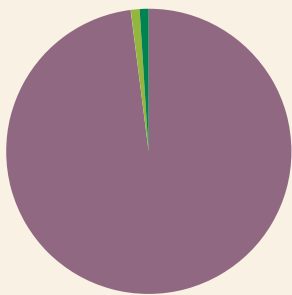
## Tier Explanations

- 1 High Performing**  
(65.0% - 100.0%)
- 2 Mid Performing**  
(35.0% - 64.9%)
- 3 Low Performing**  
(0.0% - 34.9%)

For schools serving grades PK-12, DC PCSB uses the **Performance Management Framework (PMF)** to assess school-wide academic performance. Schools are rated by tiers: **Tier 1** schools meet standards of high performance; **Tier 2** schools fall short of high performance standards but meet minimum overall performance standards; and **Tier 3** schools fall significantly short of high performance standards, showing inadequate performance.  
\* Due to the change in the state assessment, scores and tiers were not displayed in 2014-15.

## Student Demographics (2015-16)

**Total Enrollment**  
366



|                                    |       |
|------------------------------------|-------|
| Asian                              | 0.0%  |
| Black Non-Hispanic                 | 99.5% |
| Hispanic / Latino                  | 0.3%  |
| Native American / Alaska Native    | 0.0%  |
| Pacific Islander / Native Hawaiian | 0.0%  |
| White Non-Hispanic                 | 0.0%  |
| Multiracial                        | 0.3%  |

**English Language Learner**  
0.0%

**Economically Disadvantaged**  
>60%\*

**Special Education**  
4.4%

**At-Risk Population**  
62.6%

\* Community Eligible Schools serve at least 60% low-income students and offer free school meals to all students.

## A Note from the School

Cedar Tree Academy PCS is an early childhood learning center serving children at the PK3-K levels. Cedar Tree Academy is committed to academic excellence for all students. Teachers and staff build the foundation for all students in a safe learning environment designed to enhance social and emotional growth as well as cognitive and creative development while preparing students to become active, independent learners. No exception, no excuses: all children are capable of achieving bright futures. At Cedar Tree Academy, children are nurtured so they may learn today and lead tomorrow.

# Cedar Tree Academy PCS

## 2016 School Quality Report

(2015–16)

### Grades Measured: PK3-K



Points Earned  
out of  
Points Possible

Percent of  
Possible  
Points

### Student Progress (50 points): Academic Improvement Over Time

Growth on the school's NWEA MAP assessment in reading



25.0 out of 25.0

100.0%

Growth on the school's NWEA MAP assessment in mathematics



25.0 out of 25.0

100.0%

### School Environment (50 points): Predictors of Future Student Progress and Achievement

Attendance

In-seat attendance



7.1 out of 10.0

71.0%

Re-enrollment

Percent of students eligible to re-enroll



2.6 out of 10.0

26.0%

Teacher Interaction Observations: Classroom Assessment Scoring System (CLASS)

Emotional Support



10.0 out of 10.0

100.0%

Classroom Organization



9.3 out of 10.0

93.0%

Instructional Support



7.0 out of 10.0

70.0%

**TOTAL SCORE**

**TIER 1**

86.0 out of 100

**86.0%**

### Additional Measures: Early Childhood Student Outcomes on School-Selected Assessments

PK Pre-Literacy: Individual Growth & Development Indicators (myIGDI)

Percent of students who met or exceeded the publisher's expectations for achievement at the end of the year



PK Math: Individual Growth & Development Indicators (myIGDI)

Percent of students who met or exceeded the publisher's expectations for achievement at the end of the year

