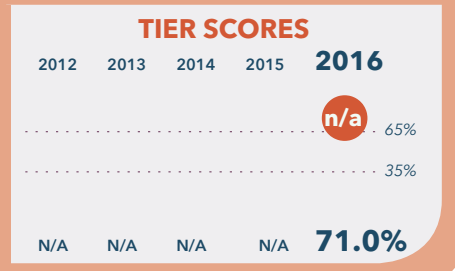


AppleTree Early Learning PCS - Lincoln Park

138 12th Street NE
Washington, DC 20002

202-621-6581
www.appletreeinstitute.org



School Profile (2016-17)

Board Chair


Jack McCarthy

Chief of Schools

Anne Zummo-Malone

Grades Served

● Current Grades ● Future Grades



Is part of a PK network.

Principal

Raquel Carson

First School Year

2011-12

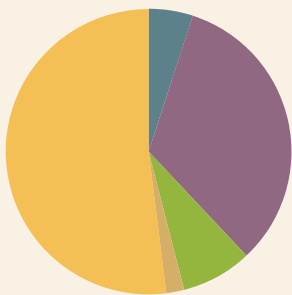
Pre-kindergarten Programs

For schools serving only pre-kindergarten (PK) grades, DC PCSB has implemented a new **PK Only Performance Management Framework (PMF)** to assess academic performance school-wide. The framework now includes data for students in all grades at the school for multiple measures.

* DC PCSB is scoring the results for schools that serve only PK grades but not assigning a tier in 2015-16 for this new framework. Schools can choose which age-appropriate assessments to administer to their PK students. PK assessments measure progress in pre-literacy, mathematics, and social-emotional development.

Student Demographics (2015-16)

Total Enrollment
60



Asian	5.0%
Black Non-Hispanic	33.3%
Hispanic / Latino	8.3%
Native American / Alaska Native	1.7%
Pacific Islander / Native Hawaiian	0.0%
White Non-Hispanic	51.7%
Multiracial	0.0%

English Language Learner
13.3%

Economically Disadvantaged
26.7%

Special Education
1.7%

At-Risk Population
10.0%

A Note from the School

AppleTree Early Learning PCS's mission is to provide young children with the social, emotional, and cognitive foundations that will enable them to succeed in school. AppleTree Early Learning PCS implements a research-based instructional program that supports the development of young children's language, literacy, and behavioral skills as well as their understanding of the world around them.

AppleTree Early Learning PCS - Lincoln Park

2016 School Quality Report

(2015–16)



Grades Measured: PK3-PK4

Points Earned
out of
Points Possible

Percent of
Possible
Points

Student Outcomes (45 points): Early Childhood School-Selected Assessments

PK Pre-Literacy: Every Child Ready (ECR)

Percent of students who met or exceeded the publisher's expectations for growth or achievement at the end of the year



10.3 out of 15.0

68.7%

PK Math: Every Child Ready (ECR)

Percent of students who met or exceeded the publisher's expectations for growth or achievement at the end of the year



11.1 out of 15.0

74.0%

PK Social Emotional Learning: Positive Behavior Rating Scale (PBRs)

Percent of students who met or exceeded the publisher's expectations for growth or achievement at the end of the year



4.9 out of 15.0

32.7%

School Environment (55 points): Predictors of Future Student Progress and Achievement

Attendance

In-seat attendance



9.9 out of 10.0

99.0%

Teacher Interaction Observations: Classroom Assessment Scoring System (CLASS)

Emotional Support



15.0 out of 15.0

100.0%

Classroom Organization



13.0 out of 15.0

86.7%

Instructional Support



6.8 out of 15.0

45.3%

TOTAL SCORE

71.0 out of 100

71.0%