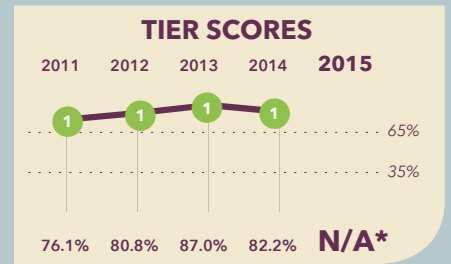


Washington Latin PCS - Upper School

5200 2nd Street NW
Washington, DC 20011

202-223-1111
www.latinpcs.org



School Profile (2015-16)

Board Chair

Chinesom Ejiasa

Head of School

Martha Cutts

Grades Served

Is part of a 5-12 network.

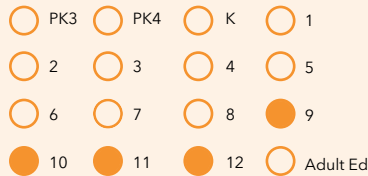
● Current Grades ● Future Grades

Principal

Diana Smith

First School Year

2006-07



High School Score Explanations

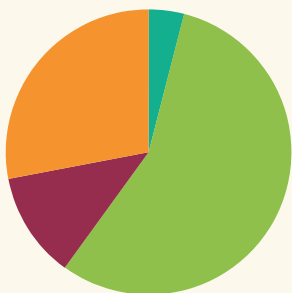
For schools serving 9th through 12th grades, DC PCSB has implemented the **High School Performance Management Framework (PMF)** to assess academic performance school-wide. The framework includes data for students in all grades at the school for multiple measures.

Starting in the spring of 2015, students in high school participated in the Partnership for Assessment of Readiness for College and Careers (PARCC).

* Due to the change in the state assessment, scores and tiers were not displayed in 2014-15.

Student Demographics (2014-15)

Total Enrollment
304



Asian	3.4%
Black Non-Hispanic	56.3%
Hispanic / Latino	12.1%
Native American / Alaska Native	0.0%
Pacific Islander / Native Hawaiian	0.0%
White Non-Hispanic	28.2%
Multiracial	0.0%

English Language Learner
2.0%

Economically Disadvantaged
27.0%

Special Education
10.5%

At-Risk Population
23.4%

A Note from the School

Washington Latin PCS provides a challenging, classical education that is accessible to students in all wards of the District of Columbia. At our school, we believe that people, words, and ideas matter. We believe that student performance is enhanced by small class sizes where students are known and don't fall through the cracks. Student anonymity is the enemy of our mission; we aim to know each student's strengths and challenges. At the heart of our school lies our classical curriculum, a body of material tested over time as essential for a human being. We shape our units around eternal moral questions, and we encourage reflection and debate. The diversity of our community provides multiple perspectives on these moral issues and requires all members of our community to consider their own biases. We believe that the great end of education, especially in a global 21st century, is a deep understanding of the motivations and behavior of oneself and others.

Washington Latin PCS - Upper School

2015 School Performance Report

(2014–15)

Grades Measured: 9–12



Student Progress: Academic Improvement Over Time


Student growth on the state assessment in ELA

Data not available for 2014–15



Student growth on the state assessment in Mathematics

Data not available for 2014–15



Student Achievement: Approaching, Meeting or Exceeding College and Career Ready Standards

PARCC: ELA

Approaching College and Career Ready and Above



College and Career Ready



PARCC: Mathematics

Approaching College and Career Ready and Above



College and Career Ready



Gateway: Outcomes Aligned to College and Career Readiness

Graduation Rate

Four-Year Graduation Rate (Prior Year)

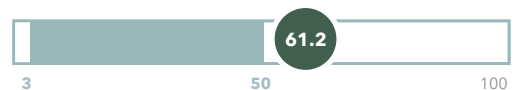


Five-Year Graduation Rate



PSAT Performance (11th grade)

Percent of students scoring 80 or above



SAT/ACT Performance (12th grade)

Percent of students scoring 800 (SAT) or 16 (ACT) or above



College Acceptance Rate



College Readiness: Advanced Placement/International Baccalaureate/Dual Enrollment Achievement



Career Readiness: Career and Technical Education (CTE) Program Achievement

CTE Program of Study Completion Rate



CTE Certification Exam Pass Rate



Washington Latin PCS - Upper School

2015 School Performance Report

(2014-15)

Grades Measured: 9-12



School Environment: Predictors of Future Student Progress and Achievement

Attendance

In-seat Attendance



Re-enrollment

Percent of students eligible to re-enroll



9th Grade on Track to Graduate



Due to the change in the state assessments, scores and tiers were not displayed in 2014-15.