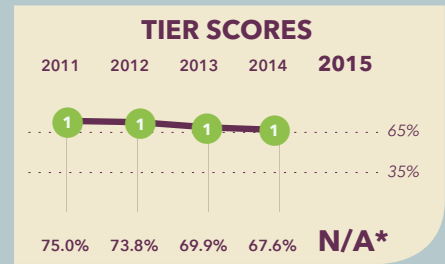


Two Rivers PCS - 4th Street

MS: 1234 4th Street NE
ES: 1227 4th Street NE
Washington, DC 20002

ES: 202-546-4477
MS: 202-543-8477
www.tworiverspcs.org



School Profile (2015-16)

President

Pam Jackson

Executive Director

Jessica Wodatch

Grades Served

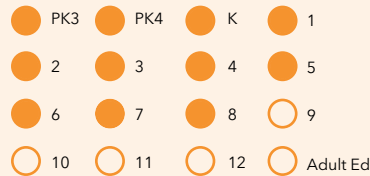
● Current Grades ● Future Grades

Principal

Caroline Mwendwa-Baker (ES)
Elaine Hou (MS)

First School Year

2004-05



Score Explanations

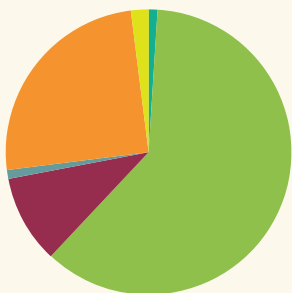
For schools serving pre-kindergarten (PK) through 8th grades, DC PCSB has implemented a new **Early Childhood/Elementary School/Middle School Performance Management Framework (PMF)** to assess academic performance school-wide. The framework now includes data for students in all grades at the school for multiple measures.

Starting in the spring of 2015, all students in grades 3 and higher, participated in the Partnership for Assessment of Readiness for College and Careers (PARCC).

* Due to the change in the state assessment, scores and tiers were not displayed in 2014-15.

Student Demographics (2014-15)

Total Enrollment
518



Asian	0.6%
Black Non-Hispanic	61.6%
Hispanic / Latino	9.8%
Native American / Alaska Native	0.0%
Pacific Islander / Native Hawaiian	0.2%
White Non-Hispanic	25.5%
Multiracial	2.3%

English Language Learner
3.9%

Economically Disadvantaged
45.2%

Special Education
23.9%

At-Risk Population
26.1%

A Note from the School

The mission of Two Rivers PCS is to nurture a diverse group of students to become lifelong, active participants in their own education, develop a sense of self and community, and become responsible and compassionate members of society. Two Rivers uses EL Education, an educational model that emphasizes interactive, hands-on, project-based learning. The school focuses on the whole child, recognizing the importance of character education and the social-emotional needs of children while helping them achieve academic excellence. An integrated arts program and a content-based Spanish program augment the school's demanding academic program. Two Rivers' vibrant learning community is supported by a highly skilled and dedicated staff and an engaged and active parent community.

Two Rivers PCS - 4th Street

2015 School Performance Report

(2014-15)

Grades Measured: PK3-8



Student Progress: Academic Improvement Over Time

Growth on the state assessment in ELA



Growth on the state assessment in mathematics**



Student Achievement: Approaching, Meeting, or Exceeding College and Career Ready Standards

PARCC: ELA

Approaching College and Career Ready and Above



College and Career Ready



PARCC: Mathematics

Approaching College and Career Ready and Above



College and Career Ready



Gateway Outcomes in Key Subjects that Predict Future Educational Success (returning students)

3rd Grade ELA

Approaching College and Career Ready and Above



8th Grade Mathematics

Approaching College and Career Ready and Above



School Environment: Predictors of Future Student Progress and Achievement

Attendance

In-seat Attendance



Re-enrollment

Percent of students eligible to re-enroll



Teacher Interaction Observations: Classroom Assessment Scoring System (CLASS)

Emotional Support



Classroom Organization



Instructional Support



Due to the change in the state assessment, scores and tiers were not displayed in 2014-15.

Two Rivers PCS - 4th Street

2015 School Performance Report

(2014–15)

Grades Measured: PK3–8



Early Childhood Student Outcomes on School-Selected Assessments

PK Reading: Brigance™ Developmental Assessment (IED III)

Percent of students who met or exceeded the publisher's expectations for achievement at the end of the year



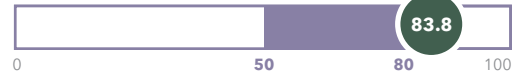
PK Math: Brigance™ Developmental Assessment (IED III)

Percent of students who met or exceeded the publisher's expectations for achievement at the end of the year



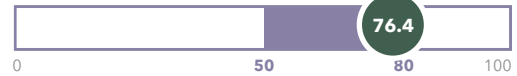
K-2 Reading: NWEA™ Measures of Academic Progress® (MAP®) and mCLASS®

Percent of students who met or exceeded the publisher's expectations for growth by the end of the year



K-2 Math: NWEA™ Measures of Academic Progress® (MAP®) and mCLASS®

Percent of students who met or exceeded the publisher's expectations for growth by the end of the year



** This rate does not include 15 students who took Algebra I, of whom 93.3% scored Levels 3 and above and 60.0% scored Levels 4 and above.