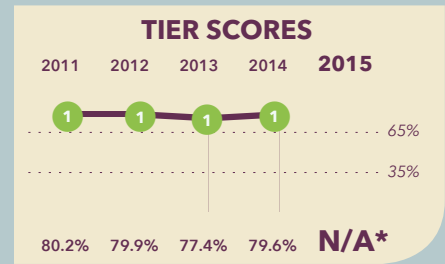


# Thurgood Marshall Academy PCS

2427 Martin Luther King Jr. Ave SE  
Washington, DC 20020

202-563-6862  
www.thurgoodmarshallacademy.org



## School Profile (2015-16)


### Board Chair

Kannon Shanmugam

### Executive Director

Richard Pohlman

### Grades Served



### First School Year

2001-02

## High School Score Explanations

For schools serving 9th through 12th grades, DC PCSB has implemented the **High School Performance Management Framework (PMF)** to assess academic performance school-wide. The framework includes data for students in all grades at the school for multiple measures.

Starting in the spring of 2015, students in high school participated in the Partnership for Assessment of Readiness for College and Careers (PARCC).

\* Due to the change in the state assessment, scores and tiers were not displayed in 2014-15.

## Student Demographics (2014-15)

**Total Enrollment**  
395



<span style="color: green;">■</span> Asian	0.0%
<span style="color: green;">■</span> Black Non-Hispanic	99.5%
<span style="color: purple;">■</span> Hispanic / Latino	0.5%
<span style="color: blue;">■</span> Native American / Alaska Native	0.0%
<span style="color: teal;">■</span> Pacific Islander / Native Hawaiian	0.0%
<span style="color: orange;">■</span> White Non-Hispanic	0.0%
<span style="color: yellow;">■</span> Multiracial	0.0%

**English Language Learner**  
0.0%

**Economically Disadvantaged**  
72.9%

**Special Education**  
14.2%

**At-Risk Population**  
56.7%

## A Note from the School

The mission of Thurgood Marshall Academy PCS is to prepare students to succeed in college and to actively engage in our democratic society. The school's college prep curriculum provides students with Advanced Placement and dual enrollment/dual credit early college access. In addition to rigorous academics, the school boasts extensive after school opportunities in athletics, arts, and academics to support holistic development of students. Students are supported with wrap around services including homework help, tutoring, and a Summer Prep program. A robust college and alumni program has ensured that since its first graduating class, 100 percent of graduates have been accepted to college. Today, over 90 percent of graduates enroll in college, a testament to the school's mission.

# Thurgood Marshall Academy PCS

## 2015 School Performance Report

(2014–15)

### Grades Measured: 9–12



#### Student Progress: Academic Improvement Over Time


##### Student growth on the state assessment in ELA

Data not available for 2014–15



##### Student growth on the state assessment in Mathematics

Data not available for 2014–15



#### Student Achievement: Approaching, Meeting or Exceeding College and Career Ready Standards

##### PARCC: ELA

Approaching College and Career Ready and Above



College and Career Ready



##### PARCC: Mathematics

Approaching College and Career Ready and Above



College and Career Ready



#### Gateway: Outcomes Aligned to College and Career Readiness

##### Graduation Rate

Four-Year Graduation Rate (Prior Year)



Five-Year Graduation Rate



##### PSAT Performance (11th grade)

Percent of students scoring 80 or above



##### SAT/ACT Performance (12th grade)

Percent of students scoring 800 (SAT) or 16 (ACT) or above



##### College Acceptance Rate



##### College Readiness: Advanced Placement/International Baccalaureate/Dual Enrollment Achievement



##### Career Readiness: Career and Technical Education (CTE) Program Achievement

CTE Program of Study Completion Rate



CTE Certification Exam Pass Rate



# Thurgood Marshall Academy PCS

## 2015 School Performance Report

(2014-15)

### Grades Measured: 9-12



#### School Environment: Predictors of Future Student Progress and Achievement

##### Attendance

In-seat Attendance

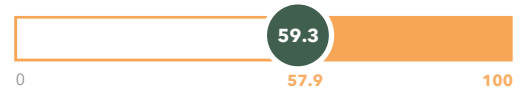


##### Re-enrollment

Percent of students eligible to re-enroll



##### 9th Grade on Track to Graduate



*Due to the change in the state assessments, scores and tiers were not displayed in 2014-15.*