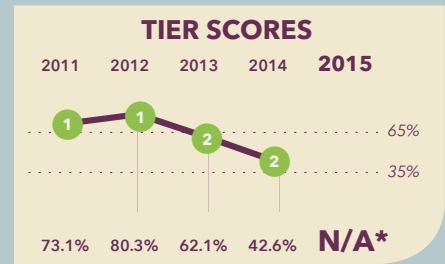


SEED Public Charter School of Washington, DC (Middle School)

4300 C Street SE
Washington, DC 20019

202-248-7773
www.seedschooldc.org



School Profile (2015-16)

Board Chair

Vasco Fernandes

Head of School

Adrian Manuel, Ed.D.

Grades Served

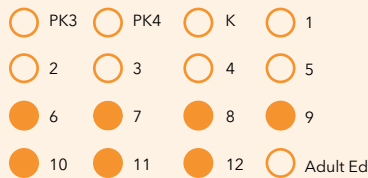
● Current Grades ● Future Grades

Principal

Sean McDonald

First School Year

1998-99



Score Explanations

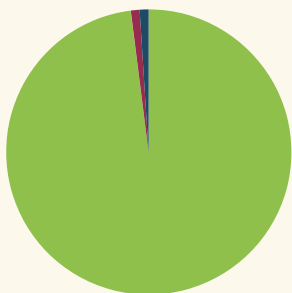
For schools serving pre-kindergarten (PK) through 8th grades, DC PCSB has implemented a new **Early Childhood/Elementary School/Middle School Performance Management Framework (PMF)** to assess academic performance school-wide. The framework now includes data for students in all grades at the school for multiple measures.

Starting in the spring of 2015, all students in grades 3 and higher, participated in the Partnership for Assessment of Readiness for College and Careers (PARCC).

* Due to the change in the state assessment, scores and tiers were not displayed in 2014-15.

Student Demographics (2014-15)

Total Enrollment
336



Asian	0.0%
Black Non-Hispanic	99.4%
Hispanic / Latino	0.3%
Native American / Alaska Native	0.3%
Pacific Islander / Native Hawaiian	0.0%
White Non-Hispanic	0.0%
Multiracial	0.0%

English Language Learner
0.0%

Economically Disadvantaged
75.0%

Special Education
18.2%

At-Risk Population
53.6%

A Note from the School

SEED PCS of Washington, DC, was founded in 1998 as the nation's first urban boarding school. SEED's mission is to provide an intensive college preparatory educational program that prepares students, both academically and socially, for success in college and in life. SEED's goal is to ensure that students not only graduate from high school and gain acceptance to college, but that they succeed in and graduate from college as well.

SEED Public Charter School of Washington, DC (Middle School)

2015 School Performance Report

(2014–15)

Grades Measured: 6–8



Student Progress: Academic Improvement Over Time

Growth on the state assessment in ELA



Growth on the state assessment in mathematics



Student Achievement: Approaching, Meeting, or Exceeding College and Career Ready Standards

PARCC: ELA

Approaching College and Career Ready and Above



College and Career Ready

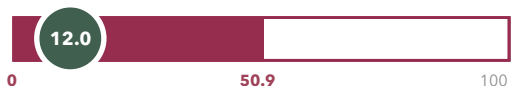


PARCC: Mathematics

Approaching College and Career Ready and Above




College and Career Ready



Gateway: Outcomes in Key Subjects that Predict Future Educational Success (returning students)

3rd Grade ELA

Approaching College and Career Ready and Above



8th Grade Mathematics

Approaching College and Career Ready and Above



School Environment: Predictors of Future Student Progress and Achievement

Attendance

In-seat Attendance



Re-enrollment

Percent of students eligible to re-enroll



Due to the change in the state assessment, scores and tiers were not displayed in 2014-15.