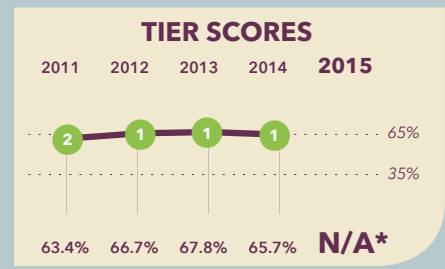


SEED Public Charter School of Washington, DC (High School)

4300 C Street SE
Washington, DC 20019

202-248-7773
www.seedschooldc.org



School Profile (2015-16)

Board Chair

Vasco Fernandes

Head of School

Adrian Manuel, Ed.D.

Grades Served

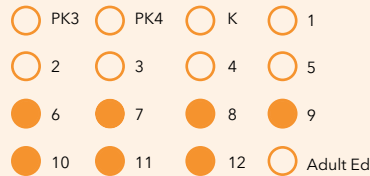
● Current Grades ● Future Grades

Principal

Sean McDonald

First School Year

1998-99



High School Score Explanations

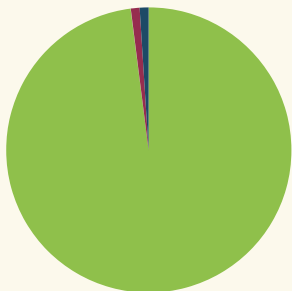
For schools serving 9th through 12th grades, DC PCSB has implemented the **High School Performance Management Framework (PMF)** to assess academic performance school-wide. The framework includes data for students in all grades at the school for multiple measures.

Starting in the spring of 2015, students in high school participated in the Partnership for Assessment of Readiness for College and Careers (PARCC).

* Due to the change in the state assessment, scores and tiers were not displayed in 2014-15.

Student Demographics (2014-15)

Total Enrollment
336



Asian	0.0%
Black Non-Hispanic	99.4%
Hispanic / Latino	0.3%
Native American / Alaska Native	0.3%
Pacific Islander / Native Hawaiian	0.0%
White Non-Hispanic	0.0%
Multiracial	0.0%

English Language Learner
0.0%

Economically Disadvantaged
75.0%

Special Education
18.2%

At-Risk Population
53.6%

A Note from the School

SEED PCS of Washington, DC, was founded in 1998 as the nation's first urban boarding school. SEED's mission is to provide an intensive college preparatory educational program that prepares students, both academically and socially, for success in college and in life. SEED's goal is to ensure that students not only graduate from high school and gain acceptance to college, but that they succeed in and graduate from college as well.

SEED Public Charter School of Washington, DC (High School)

2015 School Performance Report

(2014–15)


Grades Measured: 9–12



Student Progress: Academic Improvement Over Time

Student growth on the state assessment in ELA

Data not available for 2014–15



Student growth on the state assessment in Mathematics

Data not available for 2014–15



Student Achievement: Approaching, Meeting or Exceeding College and Career Ready Standards

PARCC: ELA

Approaching College and Career Ready and Above



College and Career Ready



PARCC: Mathematics

Approaching College and Career Ready and Above



College and Career Ready



Gateway: Outcomes Aligned to College and Career Readiness

Graduation Rate

Four-Year Graduation Rate (Prior Year)

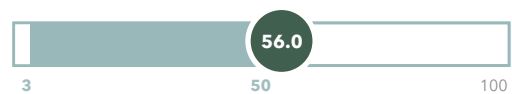


Five-Year Graduation Rate



PSAT Performance (11th grade)

Percent of students scoring 80 or above



SAT/ACT Performance (12th grade)

Percent of students scoring 800 (SAT) or 16 (ACT) or above



College Acceptance Rate




College Readiness: Advanced Placement/International Baccalaureate/Dual Enrollment Achievement



Career Readiness: Career and Technical Education (CTE) Program Achievement

CTE Program of Study Completion Rate



CTE Certification Exam Pass Rate



SEED Public Charter School of Washington, DC (High School)

2015 School Performance Report

(2014-15)

Grades Measured: 9-12



School Environment: Predictors of Future Student Progress and Achievement

Attendance

In-seat Attendance



Re-enrollment

Percent of students eligible to re-enroll



9th Grade on Track to Graduate



Due to the change in the state assessments, scores and tiers were not displayed in 2014-15.