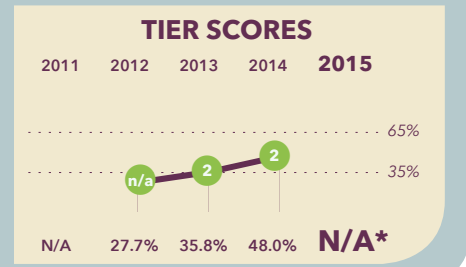


Richard Wright PCS for Journalism and Media Arts

770 M Street SE
Washington, DC 20003

202-388-1011
www.richardwrightpcs.org



School Profile (2015-16)


Board Chair

Rhonda Wells-Wilbon, Ph.D.

Head of School & CEO

Marco Clark, Ph.D.

Grades Served



First School Year

2011-12

High School Score Explanations

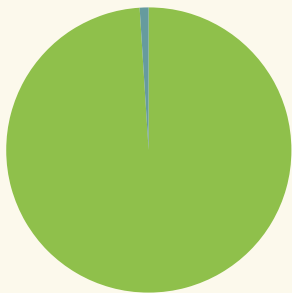
For schools serving 9th through 12th grades, DC PCSB has implemented the **High School Performance Management Framework (PMF)** to assess academic performance school-wide. The framework includes data for students in all grades at the school for multiple measures.

Starting in the spring of 2015, students in high school participated in the Partnership for Assessment of Readiness for College and Careers (PARCC).

* Due to the change in the state assessment, scores and tiers were not displayed in 2014-15.

Student Demographics (2014-15)

Total Enrollment
305



■ Asian	0.0%
■ Black Non-Hispanic	99.0%
■ Hispanic / Latino	0.0%
■ Native American / Alaska Native	0.0%
■ Pacific Islander / Native Hawaiian	1.0%
■ White Non-Hispanic	0.0%
■ Multiracial	0.0%

English Language Learner
0.3%

Economically Disadvantaged
>60%*

Special Education
19.3%

At-Risk Population
75.4%

* Community Eligible Schools serve at least 60% low-income students and offer free school meals to all students.

A Note from the School

The mission of Richard Wright PCS for Journalism and Media Arts is to transform students in grades 8-12 into well-versed media contributors by providing a student-centered environment that connects them to the classics and modern languages, and a curriculum focused on strong writing skills and vocabulary.

Richard Wright PCS for Journalism and Media Arts

2015 School Performance Report

(2014–15)

Grades Measured: 8–12



Student Progress: Academic Improvement Over Time

Student growth on the state assessment in ELA

Data not available for 2014–15



Student growth on the state assessment in Mathematics

Data not available for 2014–15



Student Achievement: Approaching, Meeting or Exceeding College and Career Ready Standards

PARCC: ELA

Approaching College and Career Ready and Above



College and Career Ready



PARCC: Mathematics

Approaching College and Career Ready and Above



College and Career Ready



Gateway: Outcomes Aligned to College and Career Readiness

Graduation Rate

Four-Year Graduation Rate

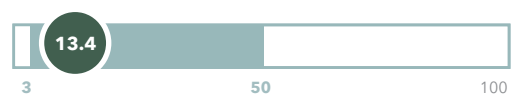


Five-Year Graduation Rate



PSAT Performance (11th grade)

Percent of students scoring 80 or above



SAT/ACT Performance (12th grade)

Percent of students scoring 800 (SAT) or 16 (ACT) or above



College Acceptance Rate



College Readiness: Advanced Placement/International Baccalaureate/Dual Enrollment Achievement



Career Readiness: Career and Technical Education (CTE) Program Achievement

CTE Program of Study Completion Rate



CTE Certification Exam Pass Rate



Richard Wright PCS for Journalism and Media Arts

2015 School Performance Report

(2014–15)

Grades Measured: 8-12



School Environment: Predictors of Future Student Progress and Achievement

Attendance

In-seat Attendance



Re-enrollment

Percent of students eligible to re-enroll



9th Grade on Track to Graduate



Due to the change in the state assessments, scores and tiers were not displayed in 2014-15.