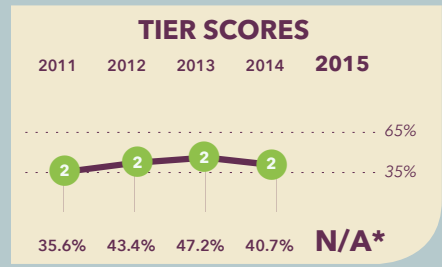


# Perry Street Preparatory PCS

1800 Perry Street NE  
Washington, DC 20018

202-529-4400  
www.pspdc.org




## School Profile (2015-16)

**Board President**  
Cynthia Brown

**Principal**  
Rachel Crouch

### Grades Served



**First School Year**  
1998-99

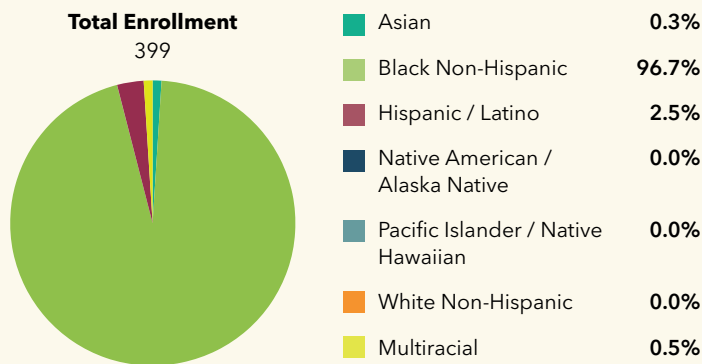
## Score Explanations

For schools serving pre-kindergarten (PK) through 8th grades, DC PCSB has implemented a new **Early Childhood/Elementary School/Middle School Performance Management Framework (PMF)** to assess academic performance school-wide. The framework now includes data for students in all grades at the school for multiple measures.

Starting in the spring of 2015, all students in grades 3 and higher, participated in the Partnership for Assessment of Readiness for College and Careers (PARCC).

\* Due to the change in the state assessment, scores and tiers were not displayed in 2014-15.

## Student Demographics (2014-15)



**English Language Learner**  
2.0%

**Economically Disadvantaged**  
76.2%

**Special Education**  
16.0%

**At-Risk Population**  
55.6%

## A Note from the School

Perry Street Preparatory PCS uses rigorous academic instruction, a safe and secure learning environment, and strong family relationships to empower our students to be ready to enter and succeed in college and thrive in a global society. Our goal is to provide every student, PK-8, with the knowledge, abilities, attitudes, and support needed to succeed in college and beyond. Our philosophy is centered on the belief that every child deserves the right to a high-quality education that prepares him or her for unlimited global opportunities.

# Perry Street Preparatory PCS

## 2015 School Performance Report

(2014–15)

### Grades Measured: PK3–8



#### Student Progress: Academic Improvement Over Time

Growth on the state assessment in ELA



Growth on the state assessment in mathematics



#### Student Achievement: Approaching, Meeting, or Exceeding College and Career Ready Standards

PARCC: ELA

Approaching College and Career Ready and Above



College and Career Ready

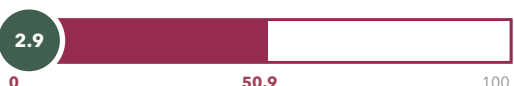


PARCC: Mathematics

Approaching College and Career Ready and Above



College and Career Ready



#### Gateway Outcomes in Key Subjects that Predict Future Educational Success (returning students)

3rd Grade ELA

Approaching College and Career Ready and Above



8th Grade Mathematics

Approaching College and Career Ready and Above



#### School Environment: Predictors of Future Student Progress and Achievement

Attendance

In-seat Attendance



Re-enrollment

Percent of students eligible to re-enroll



Teacher Interaction Observations: Classroom Assessment Scoring System (CLASS)

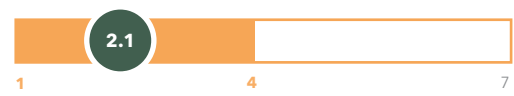
Emotional Support



Classroom Organization



Instructional Support



*Due to the change in the state assessment, scores and tiers were not displayed in 2014–15.*

# Perry Street Preparatory PCS

## 2015 School Performance Report

(2014–15)

### Grades Measured: PK3–8



#### Early Childhood Student Outcomes on School-Selected Assessments

##### PK Reading: Brigance™ Developmental Assessment (IED III)

Percent of students who met or exceeded the publisher's expectations for achievement at the end of the year



##### PK Math: Brigance™ Developmental Assessment (IED III)

Percent of students who met or exceeded the publisher's expectations for achievement at the end of the year



##### K-2 Reading: Dynamic Indicators of Basic Early Literacy Skills (DIBELS)

Percent of students who met or exceeded the publisher's expectations for achievement at the end of the year



##### K-2 Math: TerraNova®

Percent of students who met or exceeded the publisher's expectations for achievement at the end of the year

