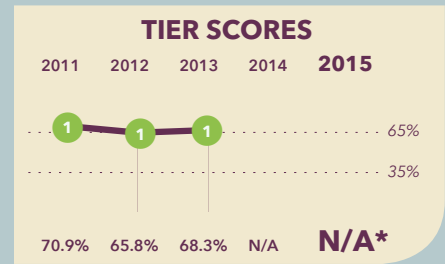


Paul PCS - Middle School

5800 8th Street NW
Washington, DC 20011

202-291-7499
www.paulcharter.org



School Profile (2015-16)

Board Chair

Roberta Colton

CEO

Jami Dunham

Grades Served

Is part of a 6-12 network.

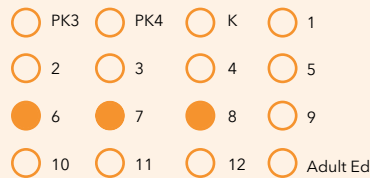
● Current Grades ● Future Grades

Principal

Danielle Singh

First School Year

2000-01



Score Explanations

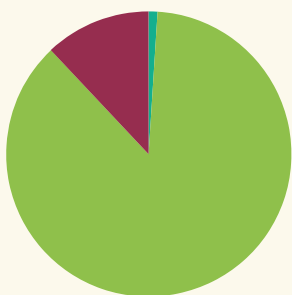
For schools serving pre-kindergarten (PK) through 8th grades, DC PCSB has implemented a new **Early Childhood/Elementary School/Middle School Performance Management Framework (PMF)** to assess academic performance school-wide. The framework now includes data for students in all grades at the school for multiple measures.

Starting in the spring of 2015, all students in grades 3 and higher, participated in the Partnership for Assessment of Readiness for College and Careers (PARCC).

* Due to the change in the state assessment, scores and tiers were not displayed in 2014-15.

Student Demographics (2014-15)

Total Enrollment
376



Asian	0.3%
Black Non-Hispanic	88.0%
Hispanic / Latino	11.7%
Native American / Alaska Native	0.0%
Pacific Islander / Native Hawaiian	0.0%
White Non-Hispanic	0.0%
Multiracial	0.0%

English Language Learner
6.4%

Economically Disadvantaged
42.6%

Special Education
13.8%

At-Risk Population
44.4%

A Note from the School

The mission of Paul PCS is to educate our students and to develop in them the capacity to be responsible citizens, independent thinkers, and leaders.

Paul PCS - Middle School

2015 School Performance Report

(2014–15)

Grades Measured: 6–8



Student Progress: Academic Improvement Over Time

Growth on the state assessment in ELA



Growth on the state assessment in mathematics



Student Achievement: Approaching, Meeting, or Exceeding College and Career Ready Standards

PARCC: ELA

Approaching College and Career Ready and Above



College and Career Ready

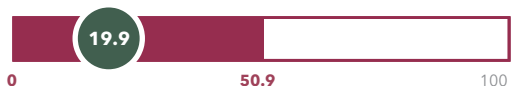


PARCC: Mathematics

Approaching College and Career Ready and Above




College and Career Ready



Gateway: Outcomes in Key Subjects that Predict Future Educational Success (returning students)

3rd Grade ELA

Approaching College and Career Ready and Above



8th Grade Mathematics

Approaching College and Career Ready and Above



School Environment: Predictors of Future Student Progress and Achievement

Attendance

In-seat Attendance



Re-enrollment

Percent of students eligible to re-enroll



Due to the change in the state assessment, scores and tiers were not displayed in 2014-15.