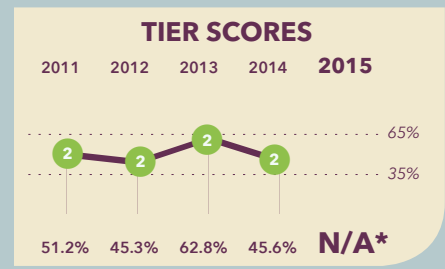


Meridian PCS

2120 13th Street NW
Washington, DC 20009

202-387-9830
www.meridian-dc.org



School Profile (2015-16)

Board Chair

Christopher Siddall

Head of Schools

Tamara Cooper

Grades Served

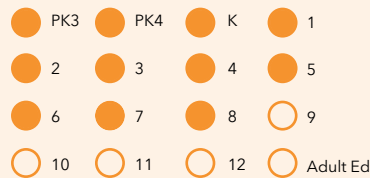
● Current Grades ● Future Grades

Interim Principal

Michelle Taylor

First School Year

1999-2000



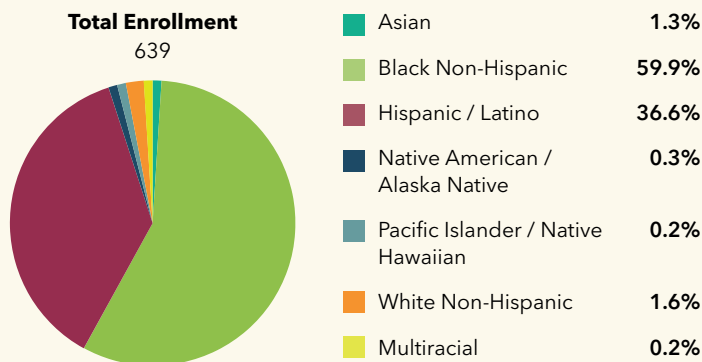
Score Explanations

For schools serving pre-kindergarten (PK) through 8th grades, DC PCSB has implemented a new **Early Childhood/Elementary School/Middle School Performance Management Framework (PMF)** to assess academic performance school-wide. The framework now includes data for students in all grades at the school for multiple measures.

Starting in the spring of 2015, all students in grades 3 and higher, participated in the Partnership for Assessment of Readiness for College and Careers (PARCC).

* Due to the change in the state assessment, scores and tiers were not displayed in 2014-15.

Student Demographics (2014-15)



English Language Learner
27.6%

Economically Disadvantaged
>60%*

Special Education
12.7%

At-Risk Population
48.7%

* Community Eligible Schools serve at least 60% low-income students and offer free school meals to all students.

A Note from the School

Meridian PCS works hard to foster an entire school of successful young learners and to prepare them well for advancement into higher education. Meridian equips all of its students with many hands-on opportunities to learn. High technology equipment is available throughout the school. Individual and collective student achievements are recognized throughout the academic year and are proudly shared with all faculty, staff, and students.

Meridian PCS

2015 School Performance Report

(2014–15)

Grades Measured: PK3–8



Student Progress: Academic Improvement Over Time

Growth on the state assessment in ELA



Growth on the state assessment in mathematics



Student Achievement: Approaching, Meeting, or Exceeding College and Career Ready Standards

PARCC: ELA

Approaching College and Career Ready and Above



College and Career Ready

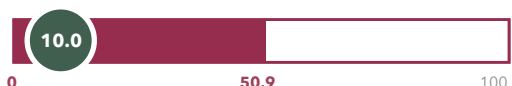


PARCC: Mathematics

Approaching College and Career Ready and Above



College and Career Ready



Gateway Outcomes in Key Subjects that Predict Future Educational Success (returning students)

3rd Grade ELA

Approaching College and Career Ready and Above



8th Grade Mathematics

Approaching College and Career Ready and Above



School Environment: Predictors of Future Student Progress and Achievement

Attendance

In-seat Attendance



Re-enrollment

Percent of students eligible to re-enroll



Teacher Interaction Observations: Classroom Assessment Scoring System (CLASS)

Emotional Support



Classroom Organization



Instructional Support



Due to the change in the state assessment, scores and tiers were not displayed in 2014–15.

Meridian PCS

2015 School Performance Report

(2014–15)

Grades Measured: PK3–8



Early Childhood Student Outcomes on School-Selected Assessments

PK Pre-Literacy: Teaching Strategies GOLD™

Percent of students who met or exceeded the publisher's expectations for growth by the end of the year



PK Math: Teaching Strategies GOLD™

Percent of students who met or exceeded the publisher's expectations for growth by the end of the year



K-2 Reading: Stanford Achievement Test (SAT 10)

Percent of students who met or exceeded the publisher's expectations for achievement at the end of the year



K-2 Math: Stanford Achievement Test (SAT 10)

Percent of students who met or exceeded the publisher's expectations for achievement at the end of the year

