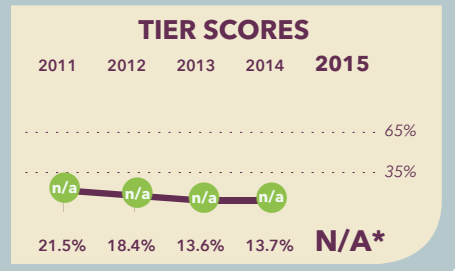


Maya Angelou PCS - High School

5600 East Capitol Street NE
Washington, DC 20019

202-379-4335
www.seeforever.org



School Profile (2015-16)

Board Chair

Jane Dimyan-Ehrenfeld

CEO

Heather D. Wathington, Ph.D.

Grades Served

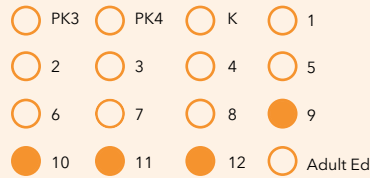
● Current Grades ● Future Grades

Principal

Tameika Ashford

First School Year

1998-99



Alternative Accountability

Some schools do not receive a PMF tier because they serve a markedly different population from other K-12 schools. PCSB's board has approved an alternative accountability framework which will be implemented 2014-15.

Student Demographics (2014-15)

Total Enrollment
253



Asian	0.0%
Black Non-Hispanic	100.0%
Hispanic / Latino	0.0%
Native American / Alaska Native	0.0%
Pacific Islander / Native Hawaiian	0.0%
White Non-Hispanic	0.0%
Multiracial	0.0%

English Language Learner
0.0%

Economically Disadvantaged
>60%*

Special Education
39.7%

At-Risk Population
N/A

* Community Eligible Schools serve at least 60% low-income students and offer free school meals to all students.

A Note from the School

Our mission is to create learning communities in lower-income urban areas where all students, particularly those who have not succeeded in traditional schools, can reach their potential and prepare for college, career, and a lifetime of success. At Maya Angelou PCS, our students develop the academic, social, and employment skills they need to build rewarding lives and promote positive change.

Maya Angelou PCS - High School

2015 School Performance Report

(2014-15)

Grades Measured: 9-12



Student Progress: Academic Improvement Over Time


Student growth on the state assessment in ELA

Data not available for 2014-15



Student growth on the state assessment in Mathematics

Data not available for 2014-15



Student Achievement: Approaching, Meeting or Exceeding College and Career Ready Standards

PARCC: ELA

Approaching College and Career Ready and Above



College and Career Ready



PARCC: Mathematics

Approaching College and Career Ready and Above



College and Career Ready



Gateway: Outcomes Aligned to College and Career Readiness

Graduation Rate

Four-Year Graduation Rate (Prior Year)

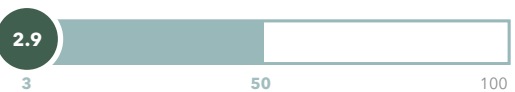


Five-Year Graduation Rate



PSAT Performance (11th grade)

Percent of students scoring 80 or above



SAT/ACT Performance (12th grade)

Percent of students scoring 800 (SAT) or 16 (ACT) or above



College Acceptance Rate




College Readiness: Advanced Placement/International Baccalaureate/Dual Enrollment Achievement



Career Readiness: Career and Technical Education (CTE) Program Achievement

CTE Program of Study Completion Rate



CTE Certification Exam Pass Rate



Maya Angelou PCS - High School

2015 School Performance Report

(2014-15)

Grades Measured: 9-12



School Environment: Predictors of Future Student Progress and Achievement

Attendance

In-seat Attendance



Re-enrollment

Percent of students eligible to re-enroll



9th Grade on Track to Graduate



Due to the change in the state assessments, scores and tiers were not displayed in 2014-15.