

Maya Angelou PCS - Young Adult Learning Center

5600 East Capitol Street NE
Washington, DC 20019

202-289-8898
www.seeforever.org

TIER

- 1 High Performing
- 2 Mid Performing
- ▶ 3 **Low Performing**

School Profile (2015-16)

Board Chair

Jane Dimyan-Ehrenfeld

CEO

Heather D. Wathington, Ph.D.

Grades Served

Serves ages 17 to 24.


● Current Grades ● Future Grades

Director

Sarah Navarro

First School Year

2012-13



Adult Education Tier Explanations

- 1 **High Performing**
(At least 65.0% in all indicators)
- 2 **Mid Performing**
(At least 35.0% in all indicators)
- 3 **Low Performing**
(34.9% or below in any indicators)

For schools serving adult populations, DC PCSB has implemented the **Adult Education Performance Management Framework (PMF)** to assess school-wide academic performance. Schools are rated by tiers:
Tier 1 schools meet standards of high performance
Tier 2 schools fall short of high performance standards but meet minimum overall performance standards
Tier 3 schools fall significantly short of high performance in one or more indicators, showing inadequate performance

Student Demographics (2014-15)

Total Enrollment
147



Asian	0.0%
Black Non-Hispanic	100.0%
Hispanic / Latino	0.0%
Native American / Alaska Native	0.0%
Pacific Islander / Native Hawaiian	0.0%
White Non-Hispanic	0.0%
Multiracial	0.0%

English Language Learner
0.0%*

Special Education
29.2%*

*Includes only students under the age of 22, per state funding requirements

A Note from the School

Our mission at Maya Angelou PCS is to provide young adults with the academic support, career and technical training, and life skills necessary to achieve success and earn the credentials needed to start a successful career.

Maya Angelou PCS - Young Adult Learning Center

2015 School Performance Report

(2014–15)

Adult Education



Weighted Score


Student Progress: Improvement of One or More Levels

56.3%

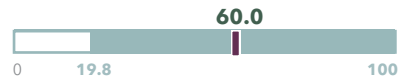
Adult Basic Education (ABE) Performance

Weighted ABE Score **56.3%**

ABE Level 1
n<10*



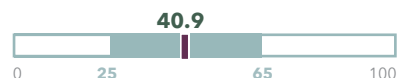
ABE Level 2
15 students




ABE Level 3
45 students



ABE Level 4
22 students



ABE Level 5
N/A




*Levels with results less than 10 students are not displayed but still included in the final score.

**ESL Level 6 is displayed but not included in the overall score.

English as a Second Language (ESL) Performance

Weighted ESL Score **N/A**

ESL Level 1
N/A




ESL Level 2
N/A




ESL Level 3
N/A



ESL Level 4
N/A



ESL Level 5
N/A



ESL Level 6**
N/A



Student Achievement: GED or NEDP Attainment **

73.7%

Obtained Secondary Credential

19 students attempted a secondary diploma



College and Career Readiness: Employment and Postsecondary Outcomes

28.8%

Entered Employment or Entered Postsecondary

90 students responded to the survey, Survey Response Rate: 56.6%***



Retained Employment or Entered Postsecondary

23 students responded to the survey, Survey Response Rate: 88.5%***



Entered Postsecondary (Prior Program Year)

21 students responded to the survey, Survey Response Rate: 100.0%***



Leading Indicators: Predictors of Future Student Progress and Achievement

21.0%

Attendance



Retention

Percent of students who are enrolled at the school who took both an academic pre-test and post-test



TIER 3

Maya Angelou PCS - Young Adult Learning Center

2015 School Performance Report

(2014–15)

Adult Education



Mission Specific Goals: Progress on programming unique to the school's mission

Certification

Percent of exiting students enrolled in Home Builders' Institute Pre-Apprenticeship Certificate Training (HBI-PACT) course for 120+ hours or more earning a HBI-PACT certificate



Certification

Percent of students earning an Occupational Safety and Health Administration (OSHA-10) certificate, a Home Builders' Institute Pre-Apprenticeship Certificate Training (HBI-PACT), or Flagging certificate



**General Education Development (GED) or National External Diploma Program (NEDP).

***Percent of students successfully contacted via Career and College Readiness Surveys by the school.

For a more detailed explanation of the indicators, see our technical guide.