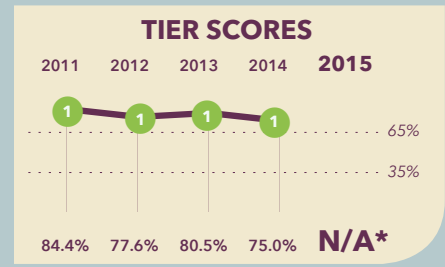


Latin American Montessori Bilingual PCS

1800 Perry Street NE
1375 Missouri Avenue NW
Washington, DC 20011

202-525-5105
202-726-6200
www.lambpcs.org



School Profile (2015-16)

Board Chair

Barrie Lynn Tapia

Executive Director

Diane Cottman

Grades Served

Is part of the PK-12 DCI network.

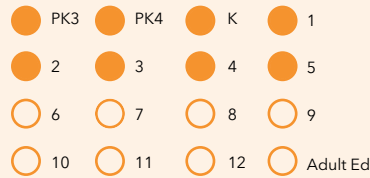
● Current Grades ● Future Grades

Principal

Cristina Encinas

First School Year

2003-04



Score Explanations

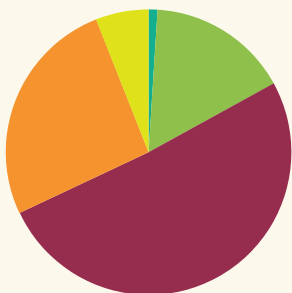
For schools serving pre-kindergarten (PK) through 8th grades, DC PCSB has implemented a new **Early Childhood/Elementary School/Middle School Performance Management Framework (PMF)** to assess academic performance school-wide. The framework now includes data for students in all grades at the school for multiple measures.

Starting in the spring of 2015, all students in grades 3 and higher, participated in the Partnership for Assessment of Readiness for College and Careers (PARCC).

* Due to the change in the state assessment, scores and tiers were not displayed in 2014-15.

Student Demographics (2014-15)

Total Enrollment
342



Asian	0.6%
Black Non-Hispanic	15.8%
Hispanic / Latino	51.2%
Native American / Alaska Native	0.0%
Pacific Islander / Native Hawaiian	0.0%
White Non-Hispanic	26.3%
Multiracial	6.1%

English Language Learner
37.7%

Economically Disadvantaged
24.0%

Special Education
12.3%

At-Risk Population
12.6%

A Note from the School

Latin American Montessori Bilingual (LAMB) PCS embraces the Montessori philosophy that every child is a natural learner. We combine Montessori with language immersion to create an educational environment with the goal of bi-literacy in English and Spanish. Science, social studies, math, language, art, music, movement, character, and community development are all integrated within a holistic learning process. At monthly Peace Ceremonies, students present projects and performances to the community to demonstrate the connection between their academic learning and their concept of themselves as "peace ambassadors." LAMB's reach goes far beyond its school walls with outdoor learning, camping, nature walks, and field trips. At LAMB, students excel academically while demonstrating respect for self, others, and the environment.

Latin American Montessori Bilingual PCS

2015 School Performance Report

(2014–15)

Grades Measured: PK3-5



Student Progress: Academic Improvement Over Time

Growth on the state assessment in ELA



Growth on the state assessment in mathematics



Student Achievement: Approaching, Meeting, or Exceeding College and Career Ready Standards

PARCC: ELA

Approaching College and Career Ready and Above



College and Career Ready



PARCC: Mathematics

Approaching College and Career Ready and Above



College and Career Ready



Gateway Outcomes in Key Subjects that Predict Future Educational Success (returning students)


3rd Grade ELA

Approaching College and Career Ready and Above



8th Grade Mathematics

Approaching College and Career Ready and Above



School Environment: Predictors of Future Student Progress and Achievement

Attendance

In-seat Attendance



Re-enrollment

Percent of students eligible to re-enroll



Teacher Interaction Observations: Classroom Assessment Scoring System (CLASS)

Emotional Support



Classroom Organization



Instructional Support



Due to the change in the state assessment, scores and tiers were not displayed in 2014-15.

Latin American Montessori Bilingual PCS

2015 School Performance Report

(2014–15)

Grades Measured: PK3–5



Early Childhood Student Outcomes on School-Selected Assessments

PK Pre-Literacy: Bracken School Readines Assessment

Percent of students who met or exceeded the publisher's expectations for achievement at the end of the year



PK Math: Bracken School Readines Assessment

Percent of students who met or exceeded the publisher's expectations for achievement at the end of the year



K-2 Reading: Indicadores Dinámicos del Éxito en la Lectura® (IDEL)

Percent of students who met or exceeded the publisher's expectations for achievement at the end of the year



K-2 Math: Easy Curriculum-Based Measures (easyCBM™)

Percent of students who met or exceeded the publisher's expectations for achievement at the end of the year

