

LAYC Career Academy PCS

3047 15th Street NW
Washington, DC 20009

202-319-2228
www.laycca.org

TIER

- 1 High Performing
- 2 Mid Performing
- ▶ 3 **Low Performing**

School Profile (2015-16)

Board Chair

Ken Robinson

Executive Director

Nicole Hanrahan

Grades Served

Serves ages 16 to 24.


● Current Grades ● Future Grades

Principal

Angela Stepancic

First School Year

2012-13



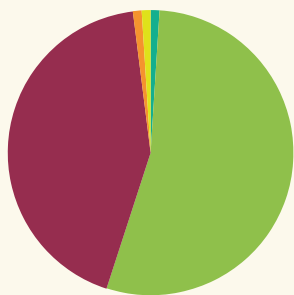
Adult Education Tier Explanations

- 1 **High Performing**
(At least 65.0% in all indicators)
- 2 **Mid Performing**
(At least 35.0% in all indicators)
- 3 **Low Performing**
(34.9% or below in any indicators)

For schools serving adult populations, DC PCSB has implemented the **Adult Education Performance Management Framework (PMF)** to assess school-wide academic performance. Schools are rated by tiers:
Tier 1 schools meet standards of high performance
Tier 2 schools fall short of high performance standards but meet minimum overall performance standards
Tier 3 schools fall significantly short of high performance in one or more indicators, showing inadequate performance

Student Demographics (2014-15)

Total Enrollment
190



Asian	1.1%
Black Non-Hispanic	54.2%
Hispanic / Latino	43.7%
Native American / Alaska Native	0.0%
Pacific Islander / Native Hawaiian	0.0%
White Non-Hispanic	0.5%
Multiracial	0.5%

English Language Learner
24.2%*

Special Education
14.1%*

*Includes only students under the age of 22, per state funding requirements

A Note from the School

The LAYC Career Academy PCS provides a bridge between high school and college or careers for young adults ages 16 to 24 in the District of Columbia. LAYC Career Academy PCS provides students with college credits, Advanced Placement-style classes, a rigorous and self-paced GED program, a college preparatory curriculum, and career training in the health care and information technology fields. This school was the first GED school in the country to obtain a grant from the Walton Family Foundation, which is known for its dedication to high-quality college preparatory models.

LAYC Career Academy PCS

2015 School Performance Report

(2014–15)

Adult Education



Weighted Score


Student Progress: Improvement of One or More Levels

44.7%

Results available for 9.6% of students eligible for this indicator.

Adult Basic Education (ABE) Performance

Weighted ABE Score **44.7%**



*Levels with results less than 10 students are not displayed but still included in the final score.

**ESL Level 6 is displayed but not included in the overall score.

English as a Second Language (ESL) Performance

Weighted ESL Score **N/A**



Student Achievement: GED or NEDP Attainment **

N/A

Obtained Secondary Credential

Fewer than ten students attempted a secondary diploma



College and Career Readiness: Employment and Postsecondary Outcomes

18.1%

Entered Employment or Entered Postsecondary

70 students responded to the survey, Survey Response Rate: 45.5%***

Response Rate Not Met

Retained Employment or Entered Postsecondary

17 students responded to the survey, Survey Response Rate: 56.7%***



Entered Postsecondary (Prior Program Year)

N/A



Leading Indicators: Predictors of Future Student Progress and Achievement

39.4%

Attendance



Retention

Percent of students who are enrolled at the school who took both an academic pre-test and post-test



TIER 3

LAYC Career Academy PCS

2015 School Performance Report

(2014–15)

Adult Education



Mission Specific Goals: Progress on programming unique to the school's mission

Certification

Percent of exiting students enrolled in A+ course for 120+ hours or more earning an A+ certificate



Certification

Percent of exiting students enrolled in Microsoft Office Suite (MOS) Word or Cisco course for 75+ hours or more earning a MOS Word or Cisco certificate



Certification

Percent of students earning an Occupational Safety and Health Administration (OSHA-10) certificate



**General Education Development (GED) or National External Diploma Program (NEDP).

***Percent of students successfully contacted via Career and College Readiness Surveys by the school.