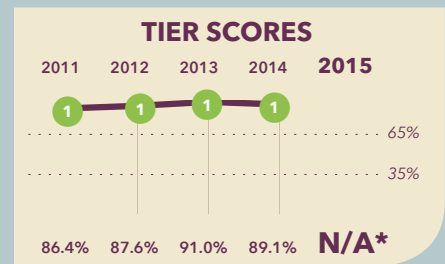


# KIPP DC - KEY Academy PCS

4801 Benning Road SE  
Washington, DC 20019

202-582-5477  
www.kippdc.org



## School Profile (2015-16)

### Board Chair

Terry Golden

### Founder & CEO

Susan Schaeffler

### Grades Served

Is part of a PK-12 network.

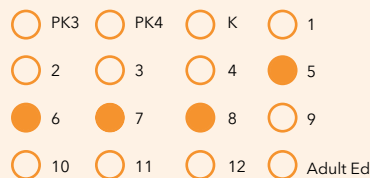
● Current Grades ● Future Grades

### School Leader

David Ayala

### First School Year

2001-02



## Score Explanations

For schools serving pre-kindergarten (PK) through 8th grades, DC PCSB has implemented a new **Early Childhood/Elementary School/Middle School Performance Management Framework (PMF)** to assess academic performance school-wide. The framework now includes data for students in all grades at the school for multiple measures.

Starting in the spring of 2015, all students in grades 3 and higher, participated in the Partnership for Assessment of Readiness for College and Careers (PARCC).

\* Due to the change in the state assessment, scores and tiers were not displayed in 2014-15.

## Student Demographics (2014-15)

Total Enrollment  
334



Asian	0.0%
Black Non-Hispanic	99.4%
Hispanic / Latino	0.6%
Native American / Alaska Native	0.0%
Pacific Islander / Native Hawaiian	0.0%
White Non-Hispanic	0.0%
Multiracial	0.0%

**English Language Learner**  
0.3%

**Economically Disadvantaged**  
83.8%

**Special Education**  
12.0%

**At-Risk Population**  
50.6%

## A Note from the School

KIPP DC PCS is a network of high-performing, college preparatory public charter schools in Washington, DC. Our mission is to create and sustain the highest-quality school system for the most underserved communities in the city. All KIPP DC schools are tuition-free, open enrollment schools, and actively recruit and serve students in the city's most under-resourced communities. At KIPP DC, there are no shortcuts. Outstanding educators and staff, more time in school, a rigorous college preparatory curriculum, and a strong culture of achievement and support help our students make significant academic gains and continue to excel in high school and college.

# KIPP DC - KEY Academy PCS

## 2015 School Performance Report

(2014-15)

### Grades Measured: 5-8



#### Student Progress: Academic Improvement Over Time

Growth on the state assessment in ELA



Growth on the state assessment in mathematics



#### Student Achievement: Approaching, Meeting, or Exceeding College and Career Ready Standards

PARCC: ELA

Approaching College and Career Ready and Above



College and Career Ready



PARCC: Mathematics

Approaching College and Career Ready and Above




College and Career Ready



#### Gateway: Outcomes in Key Subjects that Predict Future Educational Success (returning students)

3rd Grade ELA

Approaching College and Career Ready and Above



8th Grade Mathematics

Approaching College and Career Ready and Above



#### School Environment: Predictors of Future Student Progress and Achievement

Attendance

In-seat Attendance



Re-enrollment

Percent of students eligible to re-enroll



Due to the change in the state assessment, scores and tiers were not displayed in 2014-15.