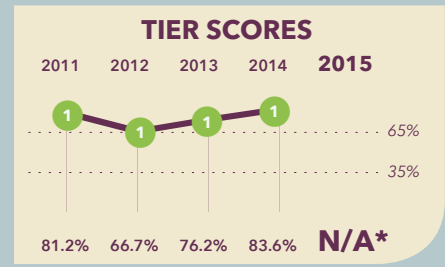


KIPP DC - College Preparatory PCS

1405 Brentwood Parkway NE
Washington, DC 20002

202-678-2527
www.kippdc.org



School Profile (2015-16)

Board Chair

Terry Golden

Founder & CEO

Susan Schaeffler

Grades Served

Is part of a PK-12 network.

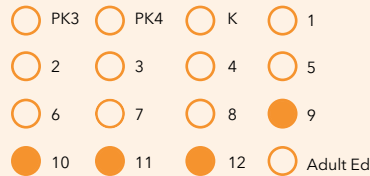
● Current Grades ● Future Grades

School Leader

Jessica Cunningham

First School Year

2009-10



High School Score Explanations

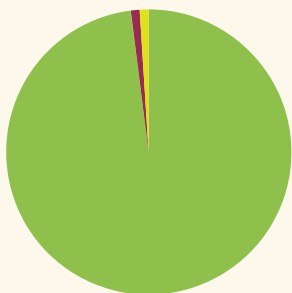
For schools serving 9th through 12th grades, DC PCSB has implemented the **High School Performance Management Framework (PMF)** to assess academic performance school-wide. The framework includes data for students in all grades at the school for multiple measures.

Starting in the spring of 2015, students in high school participated in the Partnership for Assessment of Readiness for College and Careers (PARCC).

* Due to the change in the state assessment, scores and tiers were not displayed in 2014-15.

Student Demographics (2014-15)

Total Enrollment
454



Asian	0.0%
Black Non-Hispanic	99.1%
Hispanic / Latino	0.2%
Native American / Alaska Native	0.0%
Pacific Islander / Native Hawaiian	0.0%
White Non-Hispanic	0.0%
Multiracial	0.7%

English Language Learner
0.0%

Economically Disadvantaged
78.0%

Special Education
19.4%

At-Risk Population
52.4%

A Note from the School

KIPP DC PCS is a network of high-performing, college preparatory public charter schools in Washington, DC. Our mission is to create and sustain the highest-quality school system for the most underserved communities in the city. All KIPP DC schools are tuition-free, open enrollment schools, and actively recruit and serve students in the city's most under-resourced communities. At KIPP DC, there are no shortcuts. Outstanding educators and staff, more time in school, a rigorous college preparatory curriculum, and a strong culture of achievement and support help our students make significant academic gains and continue to excel in high school and college.

KIPP DC - College Preparatory PCS

2015 School Performance Report

(2014-15)

Grades Measured: 9-12



Student Progress: Academic Improvement Over Time

Student growth on the state assessment in ELA

Data not available for 2014-15



Student growth on the state assessment in Mathematics

Data not available for 2014-15



Student Achievement: Approaching, Meeting or Exceeding College and Career Ready Standards

PARCC: ELA

Approaching College and Career Ready and Above



College and Career Ready



PARCC: Mathematics

Approaching College and Career Ready and Above



College and Career Ready



Gateway: Outcomes Aligned to College and Career Readiness

Graduation Rate

Four-Year Graduation Rate (Prior Year)



Five-Year Graduation Rate



PSAT Performance (11th grade)

Percent of students scoring 80 or above



SAT/ACT Performance (12th grade)

Percent of students scoring 800 (SAT) or 16 (ACT) or above



College Acceptance Rate



College Readiness: Advanced Placement/International Baccalaureate/Dual Enrollment Achievement



Career Readiness: Career and Technical Education (CTE) Program Achievement

CTE Program of Study Completion Rate



CTE Certification Exam Pass Rate



KIPP DC - College Preparatory PCS

2015 School Performance Report

(2014-15)

Grades Measured: 9-12



School Environment: Predictors of Future Student Progress and Achievement

Attendance

In-seat Attendance



Re-enrollment

Percent of students eligible to re-enroll



9th Grade on Track to Graduate



Due to the change in the state assessments, scores and tiers were not displayed in 2014-15.