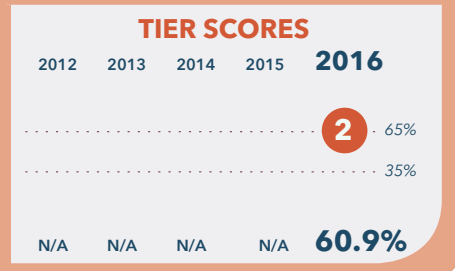


WARD
6

KIPP DC - Lead Academy PCS

421 P Street NW
Washington, DC 20001

202-223-4505
www.kippdc.org



School Profile (2016-17)

Board Chair

Terry Golden

Founder/CEO

Susan Schaeffler

Grades Served

● Current Grades ● Future Grades

○ PK3 ○ PK4 ○ K ● 1

● 2 ● 3 ● 4 ○ 5

○ 6 ○ 7 ○ 8 ○ 9

○ 10 ○ 11 ○ 12 ○ Adult Ed

Is part of a PK-12 network.

School Leader

Mekia Love

First School Year

2012-13

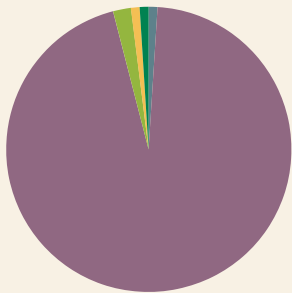
Tier Explanations

- 1 High Performing**
(65.0% - 100.0%)
- 2 Mid Performing**
(35.0% - 64.9%)
- 3 Low Performing**
(0.0% - 34.9%)

For schools serving grades PK-12, DC PCSB uses the **Performance Management Framework (PMF)** to assess school-wide academic performance. Schools are rated by tiers: **Tier 1** schools meet standards of high performance; **Tier 2** schools fall short of high performance standards but meet minimum overall performance standards; and **Tier 3** schools fall significantly short of high performance standards, showing inadequate performance.
* Due to the change in the state assessment, scores and tiers were not displayed in 2014-15.

Student Demographics (2015-16)

Total Enrollment
421



Asian	0.5%
Black Non-Hispanic	96.4%
Hispanic / Latino	1.9%
Native American / Alaska Native	0.0%
Pacific Islander / Native Hawaiian	0.0%
White Non-Hispanic	1.0%
Multiracial	0.2%

English Language Learner
1.9%

Economically Disadvantaged
>60%*

Special Education
12.8%

At-Risk Population
44.7%

* Community Eligible Schools serve at least 60% low-income students and offer free school meals to all students.

A Note from the School

KIPP DC PCS is a network of high-performing, college preparatory public charter schools in Washington, DC. Our mission is to create and sustain the highest-quality school system for the most underserved communities in the city. All KIPP DC schools are tuition-free, open enrollment schools, and actively recruit and serve students in the city's most under-resourced communities. At KIPP DC, there are no shortcuts. Outstanding educators and staff, more time in school, a rigorous college preparatory curriculum, and a strong culture of achievement and support help our students make significant academic gains and continue to excel in high school and college.

KIPP DC - Lead Academy PCS

2016 School Quality Report

(2015-16)

Grades Measured: 1-4



Points Earned
out of
Points Possible

Percent of
Possible
Points

Student Progress (40 points): Academic Improvement Over Time

Growth on the state assessment in English Language Arts



10.0 out of 20.0

50.0%

Growth on the state assessment in mathematics



1.0 out of 20.0

5.0%

Student Achievement (30 points): Approaching, Meeting, or Exceeding College and Career Ready Standards

PARCC: English Language Arts

Approaching College and Career Ready and Above



6.2 out of 9.0

68.9%

College and Career Ready



4.4 out of 6.0

73.3%

PARCC: Mathematics

Approaching College and Career Ready and Above



7.6 out of 9.0

84.4%

College and Career Ready



6.0 out of 6.0

100.0%

Gateway (10 points): Outcomes in Key Subjects that Predict Future Educational Success (returning students)

3rd Grade English Language Arts

College and Career Ready




6.6 out of 10.0

66.0%

8th Grade Mathematics

College and Career Ready



0.0 out of 0.0

N/A

School Environment (20 points): Predictors of Future Student Progress and Achievement

Attendance

In-seat attendance




9.1 out of 10.0

91.0%

Re-enrollment

Percent of students eligible to re-enroll



10.0 out of 10.0

100.0%

TOTAL SCORE

TIER 2

60.9 out of 100

60.9%

Additional Measures: Early Childhood Student Outcomes on School-Selected Assessments

Grades 1-2 Reading: NWEA Measures of Academic Progress (MAP)

Median percentile of student growth compared to national student performance



Grades 1-2 Math: NWEA Measures of Academic Progress (MAP)

Median percentile of student growth compared to national student performance

