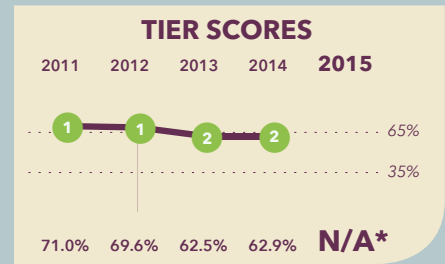


Howard University Middle School of Mathematics and Science PCS

405 Howard Place NW
Washington, DC 20059

202-806-7725
www.howard.edu/ms2



School Profile (2015-16)

Board Chair

Wendell Johns

Head of School

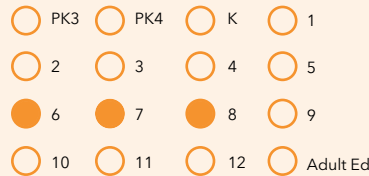
Kathryn Procopé

Grades Served

● Current Grades ● Future Grades

First School Year

2005-06



Score Explanations

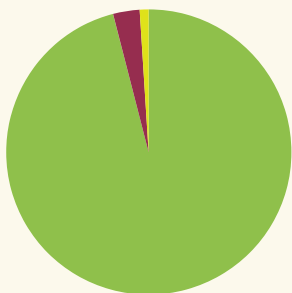
For schools serving pre-kindergarten (PK) through 8th grades, DC PCSB has implemented a new **Early Childhood/Elementary School/Middle School Performance Management Framework (PMF)** to assess academic performance school-wide. The framework now includes data for students in all grades at the school for multiple measures.

Starting in the spring of 2015, all students in grades 3 and higher, participated in the Partnership for Assessment of Readiness for College and Careers (PARCC).

* Due to the change in the state assessment, scores and tiers were not displayed in 2014-15.

Student Demographics (2014-15)

Total Enrollment
294



Asian	0.0%
Black Non-Hispanic	96.6%
Hispanic / Latino	3.1%
Native American / Alaska Native	0.0%
Pacific Islander / Native Hawaiian	0.0%
White Non-Hispanic	0.0%
Multiracial	0.3%

English Language Learner
3.7%

Economically Disadvantaged
65.6%

Special Education
5.1%

At-Risk Population
41.2%

A Note from the School

In the tradition of Howard University, the Howard University Middle School of Mathematics and Science PCS provides an educational experience of exceptional quality for a diverse population of students in grades 6-8. Our curriculum emphasizes mathematics and the sciences, not only as core disciplines, but also within all content areas to develop and support students' problem-solving skills and creativity. Standards-based instruction, facilitated through student-centered and inquiry-based activities provides students with opportunities for exploration, discovery, and knowledge building. (MS)2 encourages the academic risk-taking needed to master the rigorous academic disciplines and we celebrates the efforts of all our students. The relationship with Howard University provides a unique opportunity for our students to utilize the university resources to enrich their educational experience. Through the collaborative efforts of parents, teachers, school staff, university personnel, and the community (MS)2 students supported in achieving high academic standards.

Howard University Middle School of Mathematics and Science PCS

2015 School Performance Report

(2014–15)

Grades Measured: 6–8



Student Progress: Academic Improvement Over Time

Growth on the state assessment in ELA



Growth on the state assessment in mathematics



Student Achievement: Approaching, Meeting, or Exceeding College and Career Ready Standards

PARCC: ELA

Approaching College and Career Ready and Above



College and Career Ready

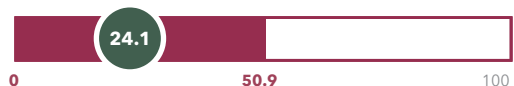


PARCC: Mathematics

Approaching College and Career Ready and Above



College and Career Ready



Gateway: Outcomes in Key Subjects that Predict Future Educational Success (returning students)

3rd Grade ELA

Approaching College and Career Ready and Above



8th Grade Mathematics

Approaching College and Career Ready and Above



School Environment: Predictors of Future Student Progress and Achievement

Attendance

In-seat Attendance



Re-enrollment

Percent of students eligible to re-enroll



Due to the change in the state assessment, scores and tiers were not displayed in 2014-15.