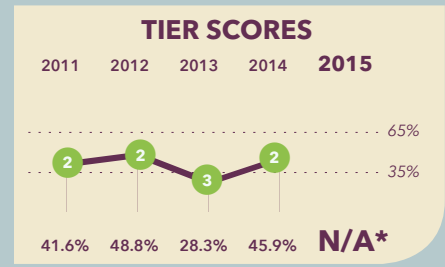


# Hope Community PCS - Lamond

6200 Kansas Avenue NE  
Washington, DC 20011

202-722-4421  
www.hopecommunitycs.org



## School Profile (2015-16)

### Board Chair

Roxane Rucker

### Regional Director

Chloe Marshall, Ed.D.

### Grades Served

Is part of a PK-8 network.

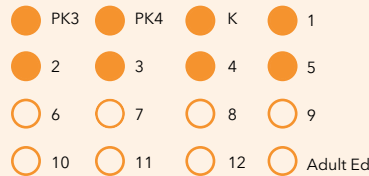
● Current Grades ● Future Grades

### Principal

Diana Tharpe

### First School Year

2008-09



## Score Explanations

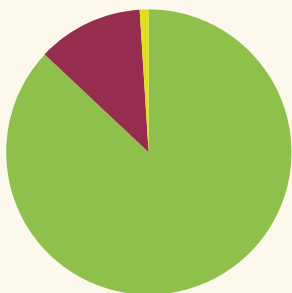
For schools serving pre-kindergarten (PK) through 8th grades, DC PCSB has implemented a new **Early Childhood/Elementary School/Middle School Performance Management Framework (PMF)** to assess academic performance school-wide. The framework now includes data for students in all grades at the school for multiple measures.

Starting in the spring of 2015, all students in grades 3 and higher, participated in the Partnership for Assessment of Readiness for College and Careers (PARCC).

\* Due to the change in the state assessment, scores and tiers were not displayed in 2014-15.

## Student Demographics (2014-15)

**Total Enrollment**  
358



Asian	0.0%
Black Non-Hispanic	87.7%
Hispanic / Latino	12.0%
Native American / Alaska Native	0.0%
Pacific Islander / Native Hawaiian	0.0%
White Non-Hispanic	0.0%
Multiracial	0.3%

**English Language Learner**  
3.6%

**Economically Disadvantaged**  
88.5%

**Special Education**  
9.9%

**At-Risk Population**  
44.4%

## A Note from the School

Imagine Hope Community PCS's mission is to shape the hearts and minds of our students positively by providing them with an academically rigorous, content-rich curriculum, an environment in which character is modeled and promoted, and a community in which to build trusting relationships with others. This embodies our Academic Excellence Framework, comprising our leaders, teachers, students, parents, and governing board. Imagine Hope Community PCS accomplishes this mission through a school environment that helps students gain confidence and hope for their futures, and provides students with service learning opportunities as they acquire a sense of joy and satisfaction that comes through diligent effort and attention to their daily work.

# Hope Community PCS - Lamond

## 2015 School Performance Report

(2014–15)

### Grades Measured: PK3-5



#### Student Progress: Academic Improvement Over Time

Growth on the state assessment in ELA



Growth on the state assessment in mathematics



#### Student Achievement: Approaching, Meeting, or Exceeding College and Career Ready Standards

PARCC: ELA

Approaching College and Career Ready and Above



College and Career Ready

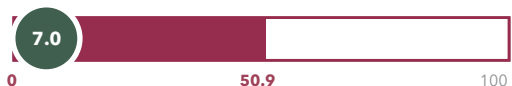


PARCC: Mathematics

Approaching College and Career Ready and Above



College and Career Ready



#### Gateway Outcomes in Key Subjects that Predict Future Educational Success (returning students)


3rd Grade ELA

Approaching College and Career Ready and Above



8th Grade Mathematics

Approaching College and Career Ready and Above



#### School Environment: Predictors of Future Student Progress and Achievement

Attendance

In-seat Attendance



Re-enrollment

Percent of students eligible to re-enroll



Teacher Interaction Observations: Classroom Assessment Scoring System (CLASS)

Emotional Support



Classroom Organization



Instructional Support



Due to the change in the state assessment, scores and tiers were not displayed in 2014-15.

# Hope Community PCS - Lamond

## 2015 School Performance Report

(2014–15)

### Grades Measured: PK3–5



#### Early Childhood Student Outcomes on School-Selected Assessments

##### PK Pre-Literacy: mCLASS®:CIRCLE™

Percent of students who met or exceeded the publisher's expectations for achievement at the end of the year



##### PK Math: mCLASS®:CIRCLE™

Percent of students who met or exceeded the publisher's expectations for achievement at the end of the year



##### K-2 Reading: STAR Reading™

Percent of students who met or exceeded the publisher's expectations for achievement at the end of the year



##### K-2 Math: STAR Math™ and mCLASS®: Math

Percent of students who met or exceeded the publisher's expectations for achievement at the end of the year

