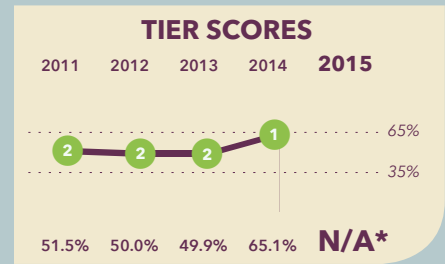


Friendship PCS - Woodridge Middle

2959 Carlton Avenue NE
Washington, DC 20018

202-635-6500
www.friendshipschools.org



School Profile (2015-16)

Chairman

Donald L. Hense

COO

Patricia A. Brantley

Grades Served

Is part of a PK-12 network.

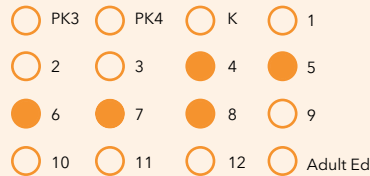
● Current Grades ● Future Grades

Principal

Rictor Craig

First School Year

1998-99



Score Explanations

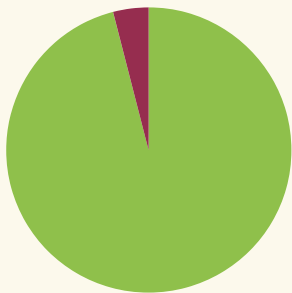
For schools serving pre-kindergarten (PK) through 8th grades, DC PCSB has implemented a new **Early Childhood/Elementary School/Middle School Performance Management Framework (PMF)** to assess academic performance school-wide. The framework now includes data for students in all grades at the school for multiple measures.

Starting in the spring of 2015, all students in grades 3 and higher, participated in the Partnership for Assessment of Readiness for College and Careers (PARCC).

* Due to the change in the state assessment, scores and tiers were not displayed in 2014-15.

Student Demographics (2014-15)

Total Enrollment
168



Asian	0.0%
Black Non-Hispanic	96.4%
Hispanic / Latino	3.6%
Native American / Alaska Native	0.0%
Pacific Islander / Native Hawaiian	0.0%
White Non-Hispanic	0.0%
Multiracial	0.0%

English Language Learner
0.6%

Economically Disadvantaged
>60%*

Special Education
22.0%

At-Risk Population
45.2%

* Community Eligible Schools serve at least 60% low-income students and offer free school meals to all students.

A Note from the School

Friendship PCS's mission is to provide a world-class education that motivates students to achieve high academic standards, enjoy learning, and develop as ethical, literate, well-rounded, and self-sufficient citizens who contribute actively to their communities. Woodridge Middle offers a rigorous, standards-based curricula in English, math, social studies, and science as well as foreign language, health and physical education, art, and music with a focus on preparing students for success in high school and college. Extracurricular activities include robotics, Run for the Arts, and the student-managed Washington Youth Garden. Woodridge MS is a PMF Tier 1 school and posted some of the highest math median growth percentiles in the city in 2014.

Friendship PCS - Woodridge Middle

2015 School Performance Report

(2014-15)

Grades Measured: 4-8



Student Progress: Academic Improvement Over Time

Growth on the state assessment in ELA



Growth on the state assessment in mathematics



Student Achievement: Approaching, Meeting, or Exceeding College and Career Ready Standards

PARCC: ELA

Approaching College and Career Ready and Above



College and Career Ready

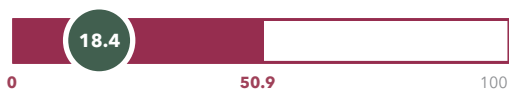


PARCC: Mathematics

Approaching College and Career Ready and Above




College and Career Ready



Gateway: Outcomes in Key Subjects that Predict Future Educational Success (returning students)

3rd Grade ELA

Approaching College and Career Ready and Above



8th Grade Mathematics

Approaching College and Career Ready and Above



School Environment: Predictors of Future Student Progress and Achievement

Attendance

In-seat Attendance



Re-enrollment

Percent of students eligible to re-enroll



Due to the change in the state assessment, scores and tiers were not displayed in 2014-15.