


# Friendship PCS - Technology Preparatory Academy High

2705 Martin Luther King Jr. Ave SE  
Washington, DC 20032

202-552-5700  
www.friendshipschools.org



## School Profile (2015-16)

### Chairman

Donald L. Hense

### COO

Patricia A. Brantley

### Grades Served

Is part of a PK-12 network.

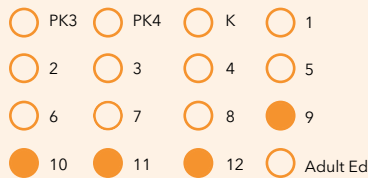
● Current Grades    ● Future Grades

### Principal

Doranna Tindle

### First School Year

2008-09



## High School Score Explanations

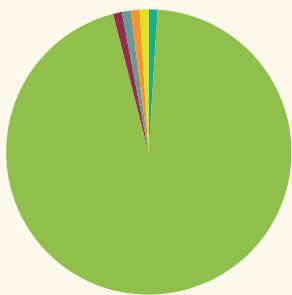
For schools serving 9th through 12th grades, DC PCSB has implemented the **High School Performance Management Framework (PMF)** to assess academic performance school-wide. The framework includes data for students in all grades at the school for multiple measures.

Starting in the spring of 2015, students in high school participated in the Partnership for Assessment of Readiness for College and Careers (PARCC).

\* Due to the change in the state assessment, scores and tiers were not displayed in 2014-15.

## Student Demographics (2014-15)

**Total Enrollment**  
499



Asian	0.2%
Black Non-Hispanic	98.6%
Hispanic / Latino	0.4%
Native American / Alaska Native	0.0%
Pacific Islander / Native Hawaiian	0.2%
White Non-Hispanic	0.4%
Multiracial	0.2%

**English Language Learner**  
0.2%

**Economically Disadvantaged**  
>60%\*

**Special Education**  
18.6%

**At-Risk Population**  
72.7%

\* Community Eligible Schools serve at least 60% low-income students and offer free school meals to all students.

## A Note from the School

Friendship PCS's mission is to provide a world-class education that motivates students to achieve high academic standards, enjoy learning, and develop as ethical, literate, well-rounded, and self-sufficient citizens who contribute actively to their communities. Technology Preparatory High (Tech Prep High) is a 9th-12th grade college preparatory school with a focus on the STEM fields of science, technology, engineering, and mathematics. High school students experience a rigorous, standards-based curriculum that prepares them for success in college and life. High school students can earn college credit and take Advanced Placement courses starting in 9th grade. Students travel abroad to conduct environmental projects. Tech Prep High graduated its first class of 30 seniors in 2015 and garnered \$427,000 in scholarships.

# Friendship PCS - Technology Preparatory Academy High

## 2015 School Performance Report

(2014-15)

### Grades Measured: 9-12



### Student Progress: Academic Improvement Over Time


#### Student growth on the state assessment in ELA

Data not available for 2014-15



#### Student growth on the state assessment in Mathematics

Data not available for 2014-15



### Student Achievement: Approaching, Meeting or Exceeding College and Career Ready Standards

#### PARCC: ELA

Approaching College and Career Ready and Above



College and Career Ready



#### PARCC: Mathematics

Approaching College and Career Ready and Above



College and Career Ready



### Gateway: Outcomes Aligned to College and Career Readiness

#### Graduation Rate

Four-Year Graduation Rate

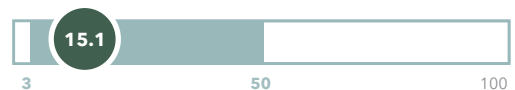


Five-Year Graduation Rate



#### PSAT Performance (11th grade)

Percent of students scoring 80 or above



#### SAT/ACT Performance (12th grade)

Percent of students scoring 800 (SAT) or 16 (ACT) or above



#### College Acceptance Rate




#### College Readiness: Advanced Placement/International Baccalaureate/Dual Enrollment Achievement




#### Career Readiness: Career and Technical Education (CTE) Program Achievement

CTE Program of Study Completion Rate



CTE Certification Exam Pass Rate



# Friendship PCS - Technology Preparatory Academy High

## 2015 School Performance Report

(2014-15)


### Grades Measured: 9-12



#### School Environment: Predictors of Future Student Progress and Achievement

##### Attendance

In-seat Attendance



##### Re-enrollment

Percent of students eligible to re-enroll



##### 9th Grade on Track to Graduate



*Due to the change in the state assessments, scores and tiers were not displayed in 2014-15.*