

# Friendship PCS - Chamberlain Elementary

1345 Potomac Avenue SE  
Washington, DC 20003

202-547-5800  
www.friendshipschools.org

## School Profile (2015-16)

### Chairman

Donald L. Hense

### COO

Patricia A. Brantley

### Grades Served

Is part of a PK-12 network.

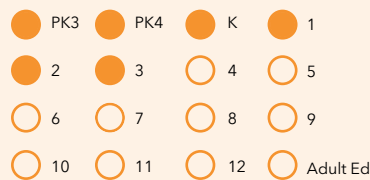
● Current Grades 
 ◌ Future Grades

### Principal

Morrisse Harbour

### First School Year

1998-99



## Score Explanations

For schools serving pre-kindergarten (PK) through 8th grades, DC PCSB has implemented a new **Early Childhood/Elementary School/Middle School Performance Management Framework (PMF)** to assess academic performance school-wide. The framework now includes data for students in all grades at the school for multiple measures.

Starting in the spring of 2015, all students in grades 3 and higher, participated in the Partnership for Assessment of Readiness for College and Careers (PARCC).

\* Due to the change in the state assessment, scores and tiers were not displayed in 2014-15.

## Student Demographics (2014-15)

**Total Enrollment**  
375



Asian	0.0%
Black Non-Hispanic	99.7%
Hispanic / Latino	0.0%
Native American / Alaska Native	0.0%
Pacific Islander / Native Hawaiian	0.0%
White Non-Hispanic	0.3%
Multiracial	0.0%

**English Language Learner**  
0.3%

**Economically Disadvantaged**  
>60%\*

**Special Education**  
7.2%

**At-Risk Population**  
63.5%

\* Community Eligible Schools serve at least 60% low-income students and offer free school meals to all students.

## A Note from the School

Friendship PCS's mission is to provide a world-class education that motivates students to achieve high academic standards, enjoy learning, and develop as ethical, literate, well-rounded, and self-sufficient citizens who contribute actively to their communities. Chamberlain Elementary offers rigorous, standards-based English, math, social studies, and science curricula, in addition to foreign language, health and physical education, art, and music taught in a learning environment purposely crafted to prepare students for success in high school and college. Exploration is the focus for character development and hands-on learning and lets students participate in a range of college and career exposure activities.

# Friendship PCS - Chamberlain Elementary

## 2015 School Performance Report

(2014–15)

### Grades Measured: PK3-3



#### Student Progress: Academic Improvement Over Time

Growth on the school's NWEA MAP® assessment in reading



Growth on the school's NWEA MAP® assessment in mathematics



#### Student Achievement: Approaching, Meeting, or Exceeding College and Career Ready Standards

PARCC: ELA

Approaching College and Career Ready and Above



College and Career Ready

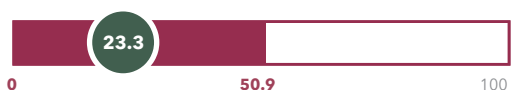


PARCC: Mathematics

Approaching College and Career Ready and Above



College and Career Ready



#### Gateway Outcomes in Key Subjects that Predict Future Educational Success (returning students)


3rd Grade ELA

Approaching College and Career Ready and Above



8th Grade Mathematics

Approaching College and Career Ready and Above



#### School Environment: Predictors of Future Student Progress and Achievement

Attendance

In-seat Attendance



Re-enrollment

Percent of students eligible to re-enroll



Teacher Interaction Observations: Classroom Assessment Scoring System (CLASS)

Emotional Support



Classroom Organization



Instructional Support



Due to the change in the state assessment, scores and tiers were not displayed in 2014-15.

# Friendship PCS - Chamberlain Elementary

## 2015 School Performance Report

(2014-15)

### Grades Measured: PK3-3



#### Early Childhood Student Outcomes on School-Selected Assessments

##### PK Pre-Literacy: Teaching Strategies GOLD™

Percent of students who met or exceeded the publisher's expectations for growth by the end of the year



##### PK Math: Teaching Strategies GOLD™

Percent of students who met or exceeded the publisher's expectations for growth by the end of the year

