

Friendship PCS - Blow Pierce Elementary

725 19th Street NE
Washington, DC 20002

202-572-1070
www.friendshipschools.org

School Profile (2015-16)

Chairman


Donald L. Hense

COO

Patricia A. Brantley

Grades Served

Is part of a PK-12 network.



Principal

Jeffrey Grant, Ed.D.

First School Year

1999-2000

Score Explanations

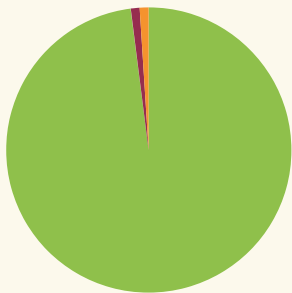
For schools serving pre-kindergarten (PK) through 8th grades, DC PCSB has implemented a new **Early Childhood/Elementary School/Middle School Performance Management Framework (PMF)** to assess academic performance school-wide. The framework now includes data for students in all grades at the school for multiple measures.

Starting in the spring of 2015, all students in grades 3 and higher, participated in the Partnership for Assessment of Readiness for College and Careers (PARCC).

* Due to the change in the state assessment, scores and tiers were not displayed in 2014-15.

Student Demographics (2014-15)

Total Enrollment
379



Asian	0.0%
Black Non-Hispanic	98.7%
Hispanic / Latino	0.5%
Native American / Alaska Native	0.0%
Pacific Islander / Native Hawaiian	0.0%
White Non-Hispanic	0.8%
Multiracial	0.0%

English Language Learner
1.6%

Economically Disadvantaged
>60%*

Special Education
4.7%

At-Risk Population
77.6%

* Community Eligible Schools serve at least 60% low-income students and offer free school meals to all students.

A Note from the School

Friendship PCS's mission is to provide a world-class education that motivates students to achieve high academic standards, enjoy learning, and develop as ethical, literate, well-rounded, and self-sufficient citizens who contribute actively to their communities. Blow Pierce Elementary offers rigorous instruction in English, math, social studies, and science in addition to foreign language, health and physical education, art, and music to ensure success in high school and college. Students are introduced to algebraic concepts and participate in a range of college and career exposure activities.

Friendship PCS - Blow Pierce Elementary

2015 School Performance Report

(2014–15)

Grades Measured: PK3-3



Student Progress: Academic Improvement Over Time

Growth on the school's NWEA MAP® assessment in reading



Growth on the school's NWEA MAP® assessment in mathematics



Student Achievement: Approaching, Meeting, or Exceeding College and Career Ready Standards

PARCC: ELA

Approaching College and Career Ready and Above



College and Career Ready



PARCC: Mathematics

Approaching College and Career Ready and Above



College and Career Ready



Gateway Outcomes in Key Subjects that Predict Future Educational Success (returning students)


3rd Grade ELA

Approaching College and Career Ready and Above



8th Grade Mathematics

Approaching College and Career Ready and Above



School Environment: Predictors of Future Student Progress and Achievement

Attendance

In-seat Attendance



Re-enrollment

Percent of students eligible to re-enroll



Teacher Interaction Observations: Classroom Assessment Scoring System (CLASS)

Emotional Support



Classroom Organization



Instructional Support



Due to the change in the state assessment, scores and tiers were not displayed in 2014-15.

Friendship PCS - Blow Pierce Elementary

2015 School Performance Report

(2014–15)

Grades Measured: PK3–3



Early Childhood Student Outcomes on School-Selected Assessments

PK Pre-Literacy: Teaching Strategies GOLD™

Percent of students who met or exceeded the publisher's expectations for growth by the end of the year



PK Math: Teaching Strategies GOLD™

Percent of students who met or exceeded the publisher's expectations for growth by the end of the year

