


# Excel Academy PCS - LEAD

2501 Martin Luther King Jr. Ave SE  
Washington, DC 20020

202-373-0097  
www.excelpcs.org



## School Profile (2015-16)


### Board Chair

Deborah Lockhart

### Principal & Head of School

Nicole Walker

### Grades Served



### First School Year

2008-09

## Score Explanations

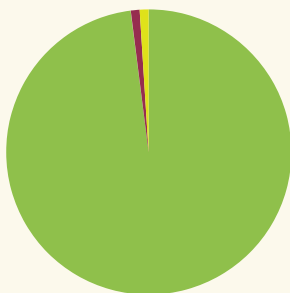
For schools serving pre-kindergarten (PK) through 8th grades, DC PCSB has implemented a new **Early Childhood/Elementary School/Middle School Performance Management Framework (PMF)** to assess academic performance school-wide. The framework now includes data for students in all grades at the school for multiple measures.

Starting in the spring of 2015, all students in grades 3 and higher, participated in the Partnership for Assessment of Readiness for College and Careers (PARCC).

\* Due to the change in the state assessment, scores and tiers were not displayed in 2014-15.

## Student Demographics (2014-15)

Total Enrollment  
155



Asian	0.0%
Black Non-Hispanic	98.7%
Hispanic / Latino	0.6%
Native American / Alaska Native	0.0%
Pacific Islander / Native Hawaiian	0.0%
White Non-Hispanic	0.0%
Multiracial	0.6%

**English Language Learner**  
0.0%

**Economically Disadvantaged**  
>60%\*

**Special Education**  
18.2%

**At-Risk Population**  
67.7%

\* Community Eligible Schools serve at least 60% low-income students and offer free school meals to all students.

## A Note from the School

Excel Academy PCS provides pre-kindergarten through 8th grade girls a solid academic foundation and enrichment opportunities to prepare them to succeed in high school and college and to develop the skills and confidence they need to make healthy, positive lifestyle choices.

# Excel Academy PCS - LEAD

## 2015 School Performance Report

(2014–15)

### Grades Measured: 4-6



#### Student Progress: Academic Improvement Over Time

Growth on the state assessment in ELA



Growth on the state assessment in mathematics



#### Student Achievement: Approaching, Meeting, or Exceeding College and Career Ready Standards

PARCC: ELA

Approaching College and Career Ready and Above



College and Career Ready

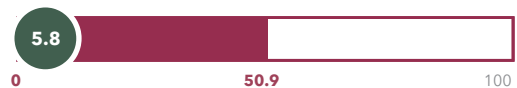


PARCC: Mathematics

Approaching College and Career Ready and Above




College and Career Ready



#### Gateway: Outcomes in Key Subjects that Predict Future Educational Success (returning students)


3rd Grade ELA

Approaching College and Career Ready and Above



8th Grade Mathematics

Approaching College and Career Ready and Above



#### School Environment: Predictors of Future Student Progress and Achievement

Attendance

In-seat Attendance



Re-enrollment

Percent of students eligible to re-enroll



Due to the change in the state assessment, scores and tiers were not displayed in 2014-15.